

Children & Young People's Plan Performance Report December 2010

Audience:

| | |
|----------------|---------------------------------|
| Peter Duxbury | Director of Children's Services |
| Andy Breckon | Assistant Director |
| Sue Westcott | Assistant Director |
| Debbie Barnes | Assistant Director |
| Stuart Carlton | Assistant Director |
| Allan Kitt | Assistant Director |

Outcome Leads:

Allan Kitt



Sue Westcott



Andy Breckon



Debbie Barnes



Stuart Carlton



Stuart Carlton is also the Outcome Lead for Service Management

Contents

Part 1 – Overall Performance Summary(p3)

Part 2 – Be Healthy

- 2.1 Performance summary (p4)
- 2.2 Detailed performance indicator report (p6)

Part 3 – Stay Safe

- 3.1 Performance summary (p10)
- 3.2 Detailed performance indicator report (p13)

Part 4 – Enjoy And Achieve

- 4.1 Performance summary (p15)
- 4.2 Detailed performance indicator report (p17)

Part 5 – Make A Positive Contribution

- 5.1 Performance summary (p21)
- 5.2 Detailed performance indicator report (p23)

Part 6 – Achieve Economic Well-being

- 6.1 Performance summary (p26)
- 6.2 Detailed performance indicator report (p27)

Part 7 – Service Management

- 7.1 Performance summary (p29)
- 7.2 Detailed performance indicator report (p31)



Children and Young People's Plan
Performance for the period December 2010

**Summary Performance Report
Children & Young People's Plan**

Overall progress of the 6 outcomes:

| Be Healthy | Stay Safe | Enjoy & Achieve | Positive Contribution | Economic Well Being | Service Management |
|------------|-----------|-----------------|-----------------------|---------------------|--------------------|
| | | | | | |

CYPP Performance Indicators – status:

| | | | Missing Data | Not due to be reported yet | TOTAL REPORTED |
|-------------|-------------|-------------|--------------|----------------------------|----------------|
| 23% (15) | 22% (14) | 53% (34) | 2% (1) | (21) | (64) |

CYPP Tasks – status:

| | | | Missing Status | Not due to be reported yet/Completed | TOTAL REPORTED |
|-----------|-------------|-----------|----------------|--------------------------------------|----------------|
| 0% (0) | 43% (19) | 5% (2) | 52% (23) | (2) | (44) |



Children and Young People's Plan (CYPP)
Performance for the period December 2010

Be Healthy

Please provide a few sentences to sum up performance in your outcome

Summary

The need to revise commissioning intentions and reconsider all projects in the light of the NHS Quality and Productivity Challenge has delayed planned progress. Breastfeeding targets are being revisited with the SHA to move to a more realistic goal. Immunisation programmes remain underachieving against plan, but concerted action is taking place: data remains provisional until end of quarter 4.

| | | | Missing Data | Not due to be reported yet | TOTAL REPORTED |
|------------|-----------|------------|--------------|----------------------------|----------------|
| 17% (2) | 8% (1) | 75% (9) | 0% (0) | (7) | (12) |

Status of tasks:

| | | | Missing Data | Not due to be reported yet | TOTAL REPORTED |
|-----------|------------|-----------|--------------|----------------------------|----------------|
| 0% (0) | 71% (5) | 0% (0) | 29% (2) | (0) | (7) |

Things that are not working as well as planned

NI053i Percentage of infants being breastfed at 6-8 weeks (breastfeeding prevalence)

Data coverage has remained high, but the breastfeeding plan of 51.4% is highly unlikely to be achieved by the end of Quarter 4. Monthly data reported so far in 2010/11 shows performance is 38.7%; over 12% below 2010/11 Vital Signs target. Data quality is above the required 95% level.

Action: The Breast feeding Action Plan has been revised. Work is taking place to target 1 to 7 day support and initiation rates. Performance & Delivery Group receive regular reports and feedback. [Comment by Sarah Newton / Martin Bambro, from NHS Lincolnshire performance report]

NI055i Percentage of children in Reception with height and weight recorded who are obese

The 2009/10 data has just been published and showed a further increase in the percentage of children who were measured as obese. Data recording in both age cohorts achieved the necessary 85.0% coverage threshold at 94.2% and 88.3% respectively. The tables show:

- Obesity levels were 1.6% over plan for Year R (10.8% compared to 9.2% plan) and 2.1% over for Year 6 (19.5% compared to 17.4% plan).
- Both cohorts increased by 1% on the previous year (2008/09) and at a larger rate than nationally.
- The rates rank Lincolnshire 113th nationally for Reception Year and 83rd for Year 6 (7th and 6th within the SHA).

NI056i Percentage of children in Year 6 with height and weight recorded who are obese

Please note commentary is the same as the above comment for NI55i, which is comprehensive in that it covers all four childhood obesity measures in this report.

CST003: Produce "Healthy Weights Healthy Lives" pathway and service map

On hold at present (as a result of in-year cost savings imposed from within The NHS) and therefore off-target. Lynne McNiven, Public Health Consultant, has convened a CYP Obesity Pathway Forum and the group has begun to meet to re-fresh this work. Note the change of lead; Terri Roche is leading on the Adult Obesity work. [Comment provided by Phil Garner]

CS061: Percentage children who've received full primary course of 5in1 vaccine by their 1st birthday

Year-To-Date Performance has improved in all 3 areas on 2009/10, but rates are well below the 95% target threshold. 2010/11 rates are comparable to national averages in 2009/10.

Action:

- A better managed vaccination programme with follow-up for all late reporting and poor performance.
- Individual action plans developed with low reporting GPs to increase coverage.
- Continuation & enhancement of comprehensive training programme for GPs and their staff.

CS062: Percentage who've recd 3 doses for the primary course for Meningitis C vaccination by 2nd birthday

Please note commentary is the same as the above comment for CS061, which covers the early childhood immunisation measures CS061, CS062 and CS063

CS063: Percentage children who've received the MMR 1 vaccination by their 2nd birthday

Please note commentary is the same as the above comment for CS061, which covers the early childhood immunisation measures CS061, CS062 and CS063

CS064: Percentage of Year 8 girls who receive the full 3 courses of the HPV vaccination

Outturn performance for the 2009/10 school year was 79% against a plan of 90%. Note data from the monthly vaccine uptake collections should be considered provisional. Some denominators are based on school roll data and some on population data. Therefore, the vaccine uptake rates should be regarded as indicative. Annual coverage data is collected in September and it is this annual survey that will provide the formal uptake figures and will be subsequently published as final data.

Action: NHSL has appointed a dedicated officer to support practices to deliver the childhood immunisation targets. A number of actions have been agreed with LCHS to increase uptake of HPV vaccinations, including the issuing of follow-up letters and an earlier start to the program. A detailed analysis of practice performance was presented to PEC in July.

Things that are working well or better than planned

NI055ii Percentage of children in Reception with height and weight recorded

Please note commentary is the same as the above comment for NI55i, which is comprehensive in that it covers all four childhood obesity measures in this report.

NI056ii Percentage of children in Year 6 with height and weight recorded

Please note commentary is the same as the above comment for NI55i, which is comprehensive in that it covers all four childhood obesity measures in this report.

Missing Data

CST004: Develop draft commissioning intentions for CYP with the most complex needs

No update or commentary has been provided for Quarter 3 by task owner. Previous commentary is for Quarter 1, and is as follows:

Work continues around joint commissioning and developing this and future work into a commissioning intention document.

This work needs to be revisited in light of recent government announcements. [comment provided by Meredith Teasdale]

CST003: Produce "Healthy Weights Healthy Lives" pathway and service map

No update or commentary has been provided for Quarter 3 by task owner. We have requested to be made aware if this task should be marked as complete or cancelled, and if task ownership has changed. Previous Commentary for Quarter 2 is as follows:

On hold at present (as a result of in-year cost savings imposed from within The NHS) and therefore off-target. Lynne McNiven, Public Health Consultant, has convened a CYP Obesity Pathway Forum and the group has begun to meet to re-fresh this work.

Note the change of lead; Terri Roche is leading on the Adult Obesity work. [Comment provided by Phil Garner for Quarter 2 report]

Be Healthy

| CYPP Statement | MeasureName | Frequency | HOS Name | Series | 30/06/2010 | 31/08/2010 | 30/09/2010 | 31/12/2010 | 31/03/2011 | Target | Target 11/12 |
|---|---|---|------------|--------|------------|------------|------------|------------|------------|--------|--------------|
| Promote Healthy Lifestyles | | | | | | | | | | | |
| Sub-Outcome Level - Promote Healthy Lifestyles | NI052i Take up of school lunches (primary) | Annual - 31/3 | Dick Pike | Actual | - | - | - | - | - | 40 | 41 |
| | | | | Target | - | - | - | - | 40.00 | | |
| | | | | Symbol | - | - | - | - | | | |
| | | Comment by Andy Fox on 31/01/11 Subject: Data Provider | | | | | | | | | |
| | Data is not expected to be available until the new financial year | | | | | | | | | | |
| | NI052ii Take up of school lunches (secondary) | Annual - 31/3 | Dick Pike | Actual | - | - | - | - | - | 55 | 56 |
| | | | | Target | - | - | - | - | 55.00 | | |
| | | | | Symbol | - | - | - | - | | | |
| | | No Comment Required | | | | | | | | | |
| | Data is not expected to be available until the new financial year | | | | | | | | | | |
| | NI057 Children and young people's participation in high-quality PE and sport | end of School Year | Sue Baxter | Actual | - | 86.00 | - | - | - | 85 | 86 |
| | | | | Target | - | 85.00 | - | - | - | | |
| Symbol | | | | - | | | | | | | |
| No Comment Required | | | | | | | | | | | |
| NI112 Under 18 conception rate | Annually - 31/12 | Sal Thirlway | Actual | - | - | - | -25.10 | - | -50 | -50 | |
| | | | Target | - | - | - | -50.00 | - | | | |
| | | | Symbol | - | - | - | | | | | |
| | Comment by Malcolm Ryan on 14/01/11 Subject: Head Of Service | | | | | | | | | | |
| Data has remained stagnant since that last quarter report and currently stands at 38.2%. It should be noted that there is a 2 year data lag on verified data from the department for Health - Therefore the data we are reporting on currently comes from a cleaned data source from December 2009. | | | | | | | | | | | |
| We will commission services to support the "Healthy Weights Healthy Lives" programme for Lincolnshire within the resources available; we will produce a clear pathway and service map by October 2010 which addresses clinical guidance and is affordable | NI055i Percentage of children in Reception with height and weight recorded who are obese | Annual - 30/9 | NHS | Actual | - | - | 10.80 | - | - | 9.2 | - |
| | | | | Target | - | - | 9.20 | - | - | | |
| | | | | Symbol | - | - | | | | | |
| | | Comment by Sarah Newton & Martin Bambro (NHS Lincolnshire) Subject: Head Of Service | | | | | | | | | |
| | The 2009/10 data has just been published and showed a further increase in the percentage of children who were measured as obese. Data recording in both age cohorts achieved the necessary 85.0% coverage threshold at 94.2% and 88.3% respectively. The tables show: · Obesity levels were 1.6% over plan for Year R (10.8% compared to 9.2% plan) and 2.1% over for Year 6 (19.5% compared to 17.4% plan). · Both cohorts increased by 1% on the previous year (2008/09) and at a larger rate than nationally. · The rates rank Lincolnshire 113th nationally for Reception Year and 83rd for Year 6 (7th and 6th within the SHA). | | | | | | | | | | |
| | NI055ii Percentage of children in Reception with height and weight recorded | Annual - 30/9 | NHS | Actual | - | - | 94.20 | - | - | 86 | - |
| | | | | Target | - | - | 86.00 | - | - | | |
| | | | | Symbol | - | - | | | | | |
| | | Comment by Andy Fox on 31/01/11 Subject: Data Provider | | | | | | | | | |
| | Please note commentary is the same as the above comment for NI55i, which is comprehensive in that it covers all four childhood obesity measures in this report. | | | | | | | | | | |
| | NI056i Percentage of children in Year 6 with height and weight recorded who are obese | Annual - 30/9 | NHS | Actual | - | - | 19.50 | - | - | 17.4 | - |
| | | | | Target | - | - | 17.40 | - | - | | |
| Symbol | | | | - | - | | | | | | |
| Comment by Andy Fox on 31/01/11 Subject: Data Provider | | | | | | | | | | | |
| Please note commentary is the same as the above comment for NI55i, which is comprehensive in that it covers all four childhood obesity measures in this report. | | | | | | | | | | | |
| NI056ii Percentage of children in Year 6 with height and weight recorded | Annual - 30/9 | NHS | Actual | - | - | 88.30 | - | - | 86 | - | |
| | | | Target | - | - | 86.00 | - | - | | | |
| | | | Symbol | - | - | | | | | | |
| | Comment by Andy Fox on 31/01/11 Subject: Data Provider | | | | | | | | | | |

| CYPP Statement | MeasureName | Frequency | HOS Name | Series | 30/06/2010 | 31/08/2010 | 30/09/2010 | 31/12/2010 | 31/03/2011 | Target | Target 11/12 | | |
|---|--|--|---|--------|------------|------------|------------|------------|------------|--------|--------------|--|--|
| | | Please note commentary is the same as the above comment for NI55i, which is comprehensive in that it covers all four childhood obesity measures in this report. | | | | | | | | | | | |
| | CST003: Produce "Healthy Weights Healthy Lives" pathway and service map | Quarterly | AD Allan Kitt | Symbol | ● | - | ▲ | ? | - | - | In Progress | | |
| | | Comment by Andy Fox on 31/01/11 Subject: Lead Officer | | | | | | | | | | | |
| | | No update or commentary has been provided for Quarter 3 by task owner. We have requested to be made aware if this task should be marked as complete or cancelled, and if task ownership has changed. Previous Commentary for Quarter 2 is as follows: On hold at present (as a result of in-year cost savings imposed from within The NHS) and therefore off-target. Lynne McNiven, Public Health Consultant, has convened a CYP Obesity Pathway Forum and the group has begun to meet to re-fresh this work. Note the change of lead; Terri Roche is leading on the Adult Obesity work. [Comment provided by Phil Garner for Quarter 2 report] | | | | | | | | | | | |
| We will demonstrate improvements in the mental health and wellbeing of young people from universal, targeted, and specialist services: ECM essentials shows high levels of wellbeing and measurable improvements in SDQ scores from | NI058 Emotional and behavioural health of looked after children | Annual - 31/3 | Janice Spencer | Actual | - | - | - | - | - | 13 | 13 | | |
| | | Target - - - - - 13.00 | | | | | | | | | | | |
| | | Symbol - - - - - | | | | | | | | | | | |
| | | Comment by Andy Fox on 31/01/11 Subject: Data Provider | | | | | | | | | | | |
| | | Data is not expected to be available until the new financial year | | | | | | | | | | | |
| We will develop "Brilliant Lincolnshire" as the overarching strategy for Mental Health and Wellbeing for children and young people in Lincolnshire we will produce clear commissioning intentions by October | CST002: Produce clear commissioning intentions | Quarterly | AD Allan Kitt | Symbol | ● | - | ● | ● | - | - | In Progress | | |
| | | Comment by Allan Kitt on 31/01/2011 Subject: Lead Officer | | | | | | | | | | | |
| | | Changes to NHS and Council funding streams will result in revised commissioning intentions, these will be communicated by end of January to respective providers. | | | | | | | | | | | |
| Promote Healthy Start to Life | | | | | | | | | | | | | |
| Sub-Outcome Level - Promote Healthy Start to Life | CS061: % children who've received full primary course of 5in1 vaccine by their 1st birthday | Quarterly | NHS | Actual | 94.60 | - | 94.30 | 94.40 | - | 95 | - | | |
| | | | Target 95.00 - - - 95.00 95.00 95.00 | | | | | | | | | | |
| | | | Symbol ▲ - - ▲ ▲ ▲ | | | | | | | | | | |
| | | | Comment by Sarah Newton & Martin Bambro (NHS Lincolnshire) Subject: Head Of Service | | | | | | | | | | |
| | | | Year-To-Date Performance has improved in all 3 areas on 2009/10, but rates are well below the 95% target threshold. 2010/11 rates are comparable to national averages in 2009/10. Action: • A better managed vaccination programme with follow-up for all late reporting and poor performance. • Individual action plans developed with low reporting GPs to increase coverage. • Continuation & enhancement of comprehensive training programme for GPs and their staff. | | | | | | | | | | |
| | CS062: % who've recd 3 doses for the primary course for Meningitis C vaccination by 2nd birthday | Quarterly | NHS | Actual | 88.90 | - | 91.90 | 90.20 | - | 95 | - | | |
| | | | Target 95.00 - - - 95.00 95.00 95.00 | | | | | | | | | | |
| | | | Symbol ▲ - - ▲ ▲ ▲ | | | | | | | | | | |
| | | | Comment by Andy Fox on 25/03/11 Subject: Data Provider | | | | | | | | | | |
| | | | Please note commentary is the same as the above comment for CS061, which covers the early childhood immunisation measures CS061, CS062 and CS063 | | | | | | | | | | |
| | CS063: % children who've received the MMR 1 vaccination by their 2nd birthday | Quarterly | NHS | Actual | 88.40 | - | 87.30 | 86.90 | - | 95 | - | | |
| | | | Target 95.00 - - - 95.00 95.00 95.00 | | | | | | | | | | |
| | | Symbol ▲ - - ▲ ▲ ▲ | | | | | | | | | | | |
| | | Comment by Andy Fox on 25/03/11 Subject: Data Provider | | | | | | | | | | | |
| | | Please note commentary is the same as the above comment for CS061, which covers the early childhood immunisation measures CS061, CS062 and CS063 | | | | | | | | | | | |
| CS064: % of Yr 8 girls who receive the full 3 courses of the HPV vaccination | end of School Year | NHS | Actual | - | 79.00 | - | - | - | - | 90 | - | | |
| | | Target - - 90.00 - - - | | | | | | | | | | | |
| | | Symbol - - ▲ - - - | | | | | | | | | | | |
| | | Comment by Sarah Newton & Martin Bambro (NHS Lincolnshire) Subject: Head Of Service | | | | | | | | | | | |

| CYPP Statement | MeasureName | Frequency | HOS Name | Series | 30/06/2010 | 31/08/2010 | 30/09/2010 | 31/12/2010 | 31/03/2011 | Target | Target 11/12 | |
|--|--|---|---------------|--------|------------|------------|------------|------------|------------|--------|--------------|--|
| | | <p>Outturn performance for the 2009/10 school year was 79% against a plan of 90%. Note data from the monthly vaccine uptake collections should be considered provisional. Some denominators are based on school roll data and some on population data. Therefore, the vaccine uptake rates should be regarded as indicative. Annual coverage data is collected in September and it is this annual survey that will provide the formal uptake figures and will be subsequently published as final data.</p> <p>Action: NHSL has appointed a dedicated officer to support practices to deliver the childhood immunisation targets. A number of actions have been agreed with LCHS to increase uptake of HPV vaccinations, including the issuing of follow-up letters and an earlier start to the program. A detailed analysis of practice performance was presented to PEC in July.</p> | | | | | | | | | | |
| We will develop plans to extend the core offer for Health Visiting and School Nursing from targeted areas to being universally provided across Lincolnshire, subject to the resources being available. | CST001: Core offer for health visiting and school nursing universally provided across Lincolnshire | Quarterly | AD Allan Kitt | Symbol | ● | - | ● | ● | - | - | In Progress | |
| | | <p>Comment by Ginny Blackoe (NHS Lincolnshire) Subject: Lead Officer</p> <p>Work to define the competencies and skills required to provide the DH Healthy Child Programme and to map that to the caseloads RAG status in terms of dependency will be completed by March 11, allowing this to be provided countywide via redeployment of staff within and between the skill mixed HV teams.</p> | | | | | | | | | | |
| We will ensure that all pregnant women including vulnerable groups have access to early support and ease of access to ante natal care | NI126 Early access for women to maternity services | Quarterly | NHS | Actual | 89.40 | - | - | - | - | 90 | - | |
| | | | | Target | 90.00 | - | 90.00 | 90.00 | 90.00 | | | |
| | | | | Symbol | ▲ | - | - | | | | | |
| <p>Comment by Andy Fox on 31/01/11 Subject: Data Provider</p> <p>Comment: Performance is measured against target as well as NHS Lincolnshire's self assessment of the data quality for the submission. Measurements against target are based on the number 12 week assessments as a proportion of those women giving birth 6 months later (not performance within the same quarter). Performance for Quarter 1 2010/11 shows NHSL performance was 89.4% of pregnant women in contact with the service been seen within 12 weeks, compared to the number of births occurring 6 months later. This is slightly below the 90% target. [Comment by Sarah Newton / Martin Bambro, from NHS Lincolnshire board report]</p> | | | | | | | | | | | | |
| We will ensure that all women including vulnerable groups have access to support with early parenting and infant nutrition. | NI053i Percentage of infants being breastfed at 6-8 weeks (breastfeeding prevalence) | Quarterly | NHS | Actual | 41.90 | - | 39.10 | 39.02 | - | 51.4 | - | |
| | | | | Target | 48.20 | - | 49.20 | 50.20 | 51.40 | | | |
| | | | | Symbol | ▲ | - | ▲ | ▲ | | | | |
| <p>Comment by Andy Fox on 25/03/2011 Subject: Head of Service</p> <p>Comment: Data coverage has remained high, but the breastfeeding plan of 51.4% is highly unlikely to be achieved by the end of Quarter 4. Monthly data reported so far in 2010/11 shows performance is 38.7%; over 12% below 2010/11 Vital Signs target. Data quality is above the required 95% level.</p> <p>Action: The Breast feeding Action Plan has been revised. Work is taking place to target 1 to 7 day support and initiation rates. Performance & Delivery Group receive regular reports and feedback. [Comment by Sarah Newton / Martin Bambro, from NHS Lincolnshire performance report]</p> | | | | | | | | | | | | |

| CYPP Statement | MeasureName | Frequency | HOS Name | Series | 30/06/2010 | 31/08/2010 | 30/09/2010 | 31/12/2010 | 31/03/2011 | Target | Target 11/12 | |
|--|---|--|-----------------------------|--------|------------|------------|------------|------------|------------|-------------|--------------|--|
| Reduce Health Inequalities | | | | | | | | | | | | |
| Sub-Outcome Level - Reduce Health Inequalities | PAF C19: Health of LAC | Annual - 31/3 | Philip Hunt | Actual | - | - | - | - | - | 92 | - | |
| | | | | Target | - | - | - | - | 92.00 | | | |
| | | | | Symbol | - | - | - | - | | | | |
| | | Comment by Andy Fox on 31/01/11 Subject: Data Provider | | | | | | | | | | |
| Data is not expected to be available until the new financial year | | | | | | | | | | | | |
| We will develop and publish clear care pathways and service thresholds for specialist healthcare services including Paediatrics and Child and Adolescent Mental Health Services (CAMHS) for vulnerable children by March 2011. | CST006: Develop and publish clear care pathways for specialist services for vulnerable children | Quarterly | AD Allan Kitt | Symbol | ● | - | ● | ● | - | - | In Progress | |
| | | Comment by Allan kitt (NHS Lincolnshire) Subject: Lead Officer | | | | | | | | | | |
| | | Commissioning intentions and planned reductions in CAMHS services may impact on pathways and capacity, to be resolved by April 2011 | | | | | | | | | | |
| We will ensure that children and young people with the most complex needs receive high quality integrated care: we will develop draft commissioning intentions and consult on the implementation of the paediatric review by October 2010. | NI054 Services for disabled children | Annual - 31/3 | HoS CwD (Meredith Teasdale) | Actual | - | - | - | - | - | 65 | 68 | |
| | | | | Target | - | - | - | - | 65.00 | | | |
| | | | | Symbol | - | - | - | - | | | | |
| | | Comment by Andy Fox on 31/01/11 Subject: Data Provider | | | | | | | | | | |
| | Data is not expected to be available until the new financial year | | | | | | | | | | | |
| | CST004: Develop draft commissioning intentions for CYP with the most complex needs | Quarterly | Meredith Teasdale | Symbol | ● | - | ● | ? | - | - | In Progress | |
| | | Comment by Andy Fox on 31/01/11 Subject: Data Provider | | | | | | | | | | |
| No update or commentary has been provided for Quarter 3 by task owner. Previous commentary is for Quarter 1, and is as follows: Work continues around joint commissioning and developing this and future work into a commissioning intention document. This work needs to be revisited in light of recent government announcements. [comment provided by Meredith Teasdale] | | | | | | | | | | | | |
| CST005: Consult on the implementation of the paediatric review | Quarterly | AD Allan Kitt | Symbol | ● | - | ● | ● | - | - | In Progress | | |
| | Comment by Bronwen Whittaker (NHS Lincolnshire) Subject: Lead Officer | | | | | | | | | | | |
| | The paediatric review continues to prioritise and develop appropriate workstreams. A full consultation process has not been undertaken due to the significant changes in NHS commissioning arrangements and funding. The Paediatric review board is currently determining future service and developments along with a consultation process to support these. | | | | | | | | | | | |
| We will ensure that the most vulnerable groups have access to high quality sexual health services through the delivery of the "core teenage sexual health offer" to all Lincolnshire secondary schools, subject to the resources being available. | CST007: Core teenage sexual health services provided to all secondary schools in Lincolnshire | Quarterly | AD Allan Kitt | Symbol | ● | - | ● | ● | - | - | In Progress | |
| | | Comment by Ginny Blackoe (NHS Lincolnshire) Subject: Lead Officer | | | | | | | | | | |
| | | Accepted in 54% of secondary schools, with an additional 9% expressing an interest. 35% of secondary schools have refused the service. | | | | | | | | | | |



Children and Young People's Plan (CYPP)
Performance for the period December 2010

Stay Safe



Please provide a few sentences to sum up performance in your outcome

Summary

All the data has now been cleansed in respect of private fostering arrangements. As a result in the last quarter there was only one visit outside timescale and this by one day only. The recording errors accrued because the private fostering arrangement had ceased.

At the end of March 2011 the MARAC West received 35.4% (of the overall number of repeat referrals). MARAC South 13.5% and MARAC East 20.6% giving a total average of 26.3%. This is against a target of 27% and is indicative of victims coming forward, but not having their situation resolved satisfactorily. The Domestic Violence coordinator has prepared a briefing note on MARACs in Lincolnshire which I can circulate. This outlines the training and quality assurance around the work.

PFAAR's (Private Fostering Arrangement Assessment Record)




In the last quarter there were no assessments undertaken outside timescales. The reporting was one of error. Every case has been checked by the responsible AD.

Hospital Admissions




Every child that attends A&E has a report sent to the GP. The A&E record identifies the number of attendances a child has had to A&E and there is an electronic alert process across the health community (Jan Gunter April 2011).

Team Around the Child (TAC) audit: changes to TAC process revised and due for implementation in new locality teams.

Status of targets, measures and data collection for all indicators within the outcome:

|  |  |  | Missing Data | Not due to be reported yet | TOTAL REPORTED |
|---|---|---|--------------|----------------------------|----------------|
| 17% (1) | 0% (0) | 83% (5) | 0% (0) | (1) | (6) |

Status of tasks:

|  |  |  | Missing Data | Not due to be reported yet | TOTAL REPORTED |
|---|---|---|--------------|----------------------------|----------------|
| 0% (0) | 67% (8) | 0% (0) | 33% (4) | (0) | (12) |

Things that are not working as well as planned

CS012: Percentage of privately fostered children visited within required timescales

Commented By: Janice Spencer

Performance has dropped slightly again this month however, data cleansing is in process to ensure that all visits have been recorded correctly and this should see figures improve. Performance is 1.89% below target from last year and likely to be below target year end.

CS091: Percentage CYP in households of adult victims of domestic abuse subject to repeat referrals to MARAC

Commented By: Dianna Broadmeadow

We are now seeing an increase in referrals and repeats – but...there is still a note of caution re the repeat recording, especially in relation to the SOUTH MARAC so although the percentage repeat rate is lower than East and West, I am not convinced it represents reality

CS093: Percentage of Private Fostering Arrangement Assessments (PFAARS) Completed within Timescales

Commented By: Janice Spencer

There is gradual improvement noted in this performance indicator and greater scrutiny and reporting is in place both to continue improvement and sustain improvement.

CS128: Percentage deaths reviewed by Child Death Overview Panel

Commented By: Sheridan Dodsworth

This indicator is underperforming by 29% in the last quarter. In real terms this represents a delay in reviewing four child deaths. In all four cases there were delays in receiving hospital reports that needed to be considered as part of the review. Hospital records provide significant information to the Review Panel. Further work is being undertaken to emphasise the importance of timely reviews. Each individual delay is followed up by the Child Death Administrator and, where appropriate, by the Child Death Review Panel Chair. There has been a significant improvement over the last few months but the Panel recognises that further work is necessary in order to achieve our target of all eligible child deaths being reviewed within six months.

NI070 Hospital admissions caused by unintentional and deliberate injuries to CYP

Comment by Andy Fox:

Lynne McNiven (NHS Lincolnshire) is leading an NI 70 working group and is developing multi agency strategy to unify message to parents and reduce injuries. Some clinical audit work will be done on patient level data to identify underlying causes.

CST018: Implement and monitor recommendations from the Team Around the Child (TAC) audit

Commented By: Jennie Thornton

Audit not complete.

Things that are working well or better than planned

NI048b rolling avg. no. of children killed or seriously injured in a Road Traffic Accident (RTA) this year

Comment by Hannah Green:

Performance at the end of September 2010 shows an improvement.

Based on available information to date the predicted figure for the end of the calendar year is 23, which is better than our expectations for 2010. The 50% reduction in the number of children killed or seriously injured required by the Government will also be met.

We are awaiting national guidance for performance indicators for 2011 onwards.

This information is likely to be amended as further data is received from the police.

Missing Data

CST010: Provide preventative guidance for emergency admissions of CYP

Nor further update or commentary has been provided by the task owner. Commentary for Quarter 2 is as follows: The combined Self Harm and Challenging Behaviour pathway has been widely circulated together with the implementation plan. Audit of effect within A&E and unscheduled admissions has not yet been undertaken. Universal provision of health services continue to provide anticipatory guidance appropriate to age and development as a component of preventing accidents and increasing safety in general. [Comment provided by Jan Gunter]

CST012: Improve paediatrician availability for child medical examinations due to abuse allegations

Nor further update or commentary has been provided by the task owner. Commentary for Quarter 2 is as follows: For Sudden Unexplained Death in Infancy (SUDI) and Forensic Examination of children, the steering group continues to meet to oversee the implementation of this. The commissioning specifications have been completed and agreed. All acute paediatricians have agreed to have forensic examination of children within their job plans to provide the OOH service. The training for SUDI has been undertaken. The recruitment campaign for 3 additional community paediatricians is ongoing to provide the in-hours service. We are exploring alternative nurse led models of service delivery for SUDI. A meeting of acute and community paediatricians to take place in November concerning the training, mentorship and supervision for forensic examination. [Comment provided by Jan Gunter]

CST015: Effectively implement the bullying strategy

No further update or comment has been provided by the task owner for Quarter 3. Quarter 2 commentary is below:

Excellent progress is being made since the appointment of the Anti Bullying Officer. A strategy is in place and an Action Plan is in place. The Action Plan is scrutinised by the Multi-Agency Working Group and progress is reported back to the Anti Bullying Partnership Steering Group. In the past 12 months there has been a reduction from 54.8% to 34.2% of Children and Young People who indicate they have been bullied (Tell Us Survey). A successful 2010 Anti Bullying Week campaign is likely to support this trend as over 50 schools utilise our 'new resources' which have been developed by the Anti Bullying Officer. [Comment provided by David McWilliams]

CST016: Improve the service provided to all private fostering cases

No status update or comment has been provided for Quarter 3 or Quarter 2.

CST017: Review specialist services and determine "best" location and practices

No Commentary has been supplied for any period regarding this task

CST018: Implement and monitor recommendations from the TAC audit

No further update or comment has been provided for Quarter 3. Quarter 2 commentary is below:

Audit not complete. [Comment provided by Jennie Thornton]

Stay Safe

| CYPP Statement | MeasureName | Frequency | HOS Name | Series | 30/04/2010 | 31/05/2010 | 30/06/2010 | 31/07/2010 | 31/08/2010 | 30/09/2010 | 31/10/2010 | 30/11/2010 | 31/12/2010 | 31/01/2011 | 28/02/2011 | 31/03/2011 | Target | Target 11/12 | | | | |
|---|--|---------------|--|---|------------|------------|------------|------------|------------|------------|------------|------------|------------|------------|------------|------------|------------|--------------|-------------|--|--|--|
| Promote Safety, Prevent Harm and Death | | | | | | | | | | | | | | | | | | | | | | |
| Develop guidance on the prevention of childhood injuries to reduce hospital admissions of CYP through injury | NI070 Hospital admissions caused by unintentional and deliberate injuries to CYP | Quarterly | NHS | Actual | - | - | 37.71 | - | - | 78.80 | - | - | 103.40 | - | - | - | 104.19 | | | | | |
| | | | | Target | - | - | 31.26 | - | - | 62.51 | - | - | 83.35 | - | - | 104.19 | | | | | | |
| | | | | Symbol | - | - | ▲ | - | - | ▲ | - | - | ▲ | - | - | | | | | | | |
| | Comment by Andy Fox on 25/03/2011 Subject: Head of Service | | | | | | | | | | | | | | | | | | | | | |
| Lynne McNiven (NHS Lincolnshire) is leading an NI 70 working group and is developing multi agency strategy to unify message to parents and reduce injuries. Some clinical audit work will be done on patient level data to identify underlying causes. Presentation to be taken to the CYPSP meeting in May to raise awareness of this important indicator and subsequent analysis: the aim of this is to embed the data analysis within all accident and harm reduction strategies within Lincolnshire. Established and robust links to all relevant agencies and strategic groups to be complete by October 2011. | | | | | | | | | | | | | | | | | | | | | | |
| Follow-up stay safe recommendations from the Paediatric Review | CST010: Provide preventative guidance for emergency admissions of CYP | Quarterly | AD Allan Kitt | Symbol | - | - | ● | - | - | ● | - | - | ? | - | - | - | | In Progress | | | | |
| | | | | Comment by Andy Fox on 31/01/2011 Subject: Data Provider | | | | | | | | | | | | | | | | | | |
| | | | | Nor further update or commentary has been provided by the task owner. Commentary for Quarter 2 is as follows: The combined Self Harm and Challenging Behaviour pathway has been widely circulated together with the implementation plan. Audit of effect within A&E and unsecured admissions has not yet been undertaken. Universal provision of health services continue to provide anticipatory guidance appropriate to age and development as a component of preventing accidents and increasing safety in general. [Comment provided by Jan Gunter] | | | | | | | | | | | | | | | | | | |
| | CST012: Improve paediatrician availability for child medical examinations due to abuse allegations | | | | | | | | | | | | | | | | | | | | | |
| Further promote and enhance safeguarding of children and young people. | CST013: Develop processes to turn serious case review outcomes/recommendations into best practice | Quarterly | Sheridan Dodsworth | Symbol | - | - | ● | - | - | ● | - | - | ● | - | - | - | | In Progress | | | | |
| | | | | Comment by Sheridan Dodsworth on 03/02/2011 Subject: Head of Service | | | | | | | | | | | | | | | | | | |
| | | | | Since March of this year the Lincolnshire Safeguarding Children Board (LSCB) has commenced a series of workshops that follow publication of Serious Case Reviews. These are aimed at Managers who are given full copies of a presentation on the findings of reviews and the recommendations for action. Key themes are drawn out and any new practice guidance that has arisen from the review is included in the electronic copies of the materials used at the workshop. There is an expectation that Managers then disseminate the information to their respective teams. Further work is planned to provide regular written briefings on specific issues that can be circulated electronically across partner agencies. Any lessons learned from Serious Case Reviews are now embedded in routine LSCB training so that they are referred to throughout training as appropriate. | | | | | | | | | | | | | | | | | | |
| | CST014: Improve practice to assure safeguarding for children with a CPP moving into adulthood | Quarterly | Sheridan Dodsworth | Symbol | - | - | ● | - | - | ● | - | - | ● | - | - | - | | In Progress | | | | |
| Comment by Sheridan Dodsworth on 03/02/2011 Subject: Head of Service | | | | | | | | | | | | | | | | | | | | | | |
| Work has commenced with the Adult Safeguarding Children Board to consider the transition processes for those children subject to Child Protection Plans as they move into adulthood. Further detailed multi-agency work is to be undertaken and a report will be given to the Lincolnshire Safeguarding Children Board (LSCB) Operational Delivery Group in March 2011. | | | | | | | | | | | | | | | | | | | | | | |
| Implement a co-ordinated approach to promoting and improving child safety. | CST020: Develop consistent child safety priorities across LSCB, CSB and CYPP | Quarterly | Sheridan Dodsworth | Symbol | - | - | - | - | - | ● | - | - | ● | - | - | - | 30/09/2010 | In Progress | | | | |
| | | | | Comment by Sheridan Dodsworth on 03/02/2011 Subject: Head of Service | | | | | | | | | | | | | | | | | | |
| | | | | Meetings have already taken place to consider the key priorities of a number of Boards to ensure that there is consistency around child safety priorities and that duplication of effort is avoided. Further detailed multi-agency work is being undertaken to consider pooling resources and funding if appropriate. | | | | | | | | | | | | | | | | | | |
| | CST021: Work with the Community Safety Board to develop consistent child safety messages | Quarterly | Sheridan Dodsworth | Symbol | - | - | - | - | - | - | ● | - | - | ● | - | - | - | 31/03/2011 | In Progress | | | |
| Comment by Sheridan Dodsworth on 03/02/2011 Subject: Head of Service | | | | | | | | | | | | | | | | | | | | | | |
| This work is still in its infancy. Meetings have taken place with the Adult Safeguarding Board Chair and the Chair of Lincolnshire Safeguarding Children Board (with supporting officers) to consider our links with the Community Safety Board. Further detailed work is still required to consider the priorities and future dissemination of child safety messages. | | | | | | | | | | | | | | | | | | | | | | |
| Implement preventative strategies to reduce child deaths. | CS128: % deaths reviewed by Child Death Overview Panel | Quarterly | Sheridan Dodsworth | Actual | - | - | 100.00 | - | - | 71.40 | - | - | 71.40 | - | - | - | 100 | | | | | |
| | | | | Target | - | - | 100.00 | - | - | 100.00 | - | - | 100.00 | - | - | 100.00 | | | | | | |
| | | | | Symbol | - | - | ● | - | - | ▲ | - | - | ▲ | - | - | | | | | | | |
| | Comment by Sheridan Dodsworth on 03/02/2011 Subject: Head of Service | | | | | | | | | | | | | | | | | | | | | |
| This indicator is underperforming by 29% in the last quarter. In real terms this represents a delay in reviewing four child deaths. In all four cases there were delays in receiving hospital reports that needed to be considered as part of the review. Hospital records provide significant information to the Review Panel. Further work is being undertaken to emphasise the importance of timely reviews. Each individual delay is followed up by the Child Death Administrator and, where appropriate, by the Child Death Review Panel Chair. There has been a significant improvement over the last few months but the Panel recognises that further work is necessary in order to achieve our target of all eligible child deaths being reviewed within six months. | | | | | | | | | | | | | | | | | | | | | | |
| NI048b rolling avg. no. of children killed or seriously injured in a RTA this year | Quarterly | RSP | Actual | - | - | 23.33 | - | - | 20.99 | - | - | - | - | - | - | 38 | | | | | | |
| | | | Target | - | - | 38.50 | - | - | 38.25 | - | - | 38.00 | - | - | - | | | | | | | |
| | | | Symbol | - | - | ★ | - | - | ★ | - | - | | - | - | | | | | | | | |
| Comment by Hannah Green on 06/01/2011 Subject: Head of Service | | | | | | | | | | | | | | | | | | | | | | |
| Performance at the end of September 2010 shows an improvement. Based on available information to date the predicted figure for the end of the calendar year is 23, which is better than our expectations for 2010. The 50% reduction in the number of children killed or seriously injured required by the Government will also be met. We are awaiting national guidance for performance indicators for 2011 onwards. This information is likely to be amended as further data is received from the police. | | | | | | | | | | | | | | | | | | | | | | |
| CST009: Provide, through the CDOP & LSCB, preventative guidance around child deaths | Quarterly | AD Allan Kitt | Symbol | - | - | - | - | - | - | ● | - | - | ● | - | - | - | | In Progress | | | | |
| | | | Comment by Viv Thomas (NHS Lincolnshire) Subject: Lead Officer | | | | | | | | | | | | | | | | | | | |
| | | | No additional preventative guidance around child deaths agreed during this quarter. All previous guidance is being disseminated. | | | | | | | | | | | | | | | | | | | |

| CYPP Statement | MeasureName | Frequency | HOS Name | Series | 30/04/2010 | 31/05/2010 | 30/06/2010 | 31/07/2010 | 31/08/2010 | 30/09/2010 | 31/10/2010 | 30/11/2010 | 31/12/2010 | 31/01/2011 | 28/02/2011 | 31/03/2011 | Target | Target 11/12 | | | |
|--|--|------------------|---|---|------------|------------|------------|------------|------------|------------|------------|------------|------------|------------|------------|------------|-------------|--------------|-------------|--|--|
| Improve multi-agency support for children subject to domestic abuse. | CS091: % CYP in households of adult victims of domestic abuse subject to repeat referrals to MARAC | Quarterly | Jennie Thornton | Actual | - | - | 35.00 | - | - | 34.95 | - | - | 35.50 | - | - | - | 27 | | | | |
| | | | | Target | - | - | 30.00 | - | - | 29.00 | - | - | 28.00 | - | - | 27.00 | | | | | |
| | | | | Symbol | - | - | ▲ | - | - | ▲ | - | - | ▲ | - | - | - | | | | | |
| | Comment by Dianna Broadmeadow on 14/12/2010 Subject: Head of Service | | | | | | | | | | | | | | | | | | | | |
| | We are now seeing an increase in referrals and repeats – but....there is still a note of caution re the repeat recording, especially in relation to the SOUTH MARAC so although the percentage repeat rate is lower than East and West, I am not convinced it represents reality. | | | | | | | | | | | | | | | | | | | | |
| | CS134: No. of children experiencing domestic abuse | Quarterly | Sheridan Dodsworth | Actual | - | - | 66.00 | - | - | 262.00 | - | - | 280.00 | - | - | - | | | | | |
| | | | | Target | - | - | - | - | - | - | - | - | - | - | - | - | | | | | |
| | | | | Symbol | - | - | - | - | - | - | - | - | - | - | - | - | | | | | |
| | No Comment Required - Management Information | | | | | | | | | | | | | | | | | | | | |
| | CST011: Improve protection for children who are at risk of or experiencing domestic abuse | Quarterly | Sheridan Dodsworth | Symbol | - | - | ● | - | - | ● | - | - | ● | - | - | - | | | In Progress | | |
| Comment by Sheridan Dodsworth on 03/02/2011 Subject: Head of Service | | | | | | | | | | | | | | | | | | | | | |
| The Lincolnshire Safeguarding Children Board (LSCB) is working jointly with the Domestic Abuse Coordinator and the Multi-Agency Public Protection Manager to ensure that we develop procedures to respond to domestic abuse that are child centred regardless of the agency in which practitioners work. The Police are now using the Domestic Abuse, Stalking and Harassment Assessment process and have adopted the module that focuses on the need to consider children within any home that they attend where there is domestic abuse. New protocols are being drawn up between Children's Services and Police to ensure appropriate services are provided for children living in homes where there is domestic abuse. The Multi-Agency Risk Assessment Conferences are well attended by agencies across the county and consider risk of harm to children as well as to alleged adult victims. A new Domestic Abuse Policy is being drawn up by LSCB and it is reviewing training jointly with the Domestic Abuse Coordinator. Both of these actions are aimed at increasing awareness of the risk of harm to children living in homes with domestic abuse and equipping practitioners across all partner agencies with the skills to respond appropriately to these children and young people. Baseline Data is being collated on those children in homes with domestic abuse which, in time, will enable us to identify need and target resources appropriately. | | | | | | | | | | | | | | | | | | | | | |
| Improve planning for co-location of all services in specialist provision to achieve delivery to CYP | CST017: Review specialist services and determine "best" location and practices | Quarterly | AD Sue Westcott | Symbol | - | - | ? | - | - | ? | - | - | ? | - | - | - | 31/03/2011 | In Progress | | | |
| | | | | No Comment Available | | | | | | | | | | | | | | | | | |
| Improve services and outcomes for TAC (Team Around the Child) referrals. | CST018: Implement and monitor recommendations from the TAC audit | Quarterly | David McWilliams | Symbol | - | - | ● | - | - | ▲ | - | - | ✓ | - | - | - | | In Progress | | | |
| | | | | Comment by David McWilliams on 05/04/2011 Subject: Lead Officer | | | | | | | | | | | | | | | | | |
| | Task is Complete. | | | | | | | | | | | | | | | | | | | | |
| | CST019: Implement processes to ensure that eCAF enhances the achievement of best outcomes for CYP | Quarterly | Jennie Thornton | Symbol | - | - | ● | - | - | ● | - | - | ● | - | - | - | | | In Progress | | |
| Comment by Jennie Thornton on 17/12/2010 Subject: Lead Officer | | | | | | | | | | | | | | | | | | | | | |
| eCAF has been suspended pending a view on suitability | | | | | | | | | | | | | | | | | | | | | |
| Improve the timeliness of delivery of specialist services for privately fostered children. | CS012: % of privately fostered children visited within required timescales | Monthly | Janice Spencer | Actual | 100.00 | 78.95 | 81.25 | 88.10 | 82.05 | 79.66 | 63.24 | 75.64 | 59.09 | - | - | - | 85 | | | | |
| | | | | Target | 85.00 | 85.00 | 85.00 | 85.00 | 85.00 | 85.00 | 85.00 | 85.00 | 85.00 | 85.00 | 85.00 | | | | | | |
| | | | | Symbol | ★ | ▲ | ▲ | ★ | ▲ | ▲ | ▲ | ▲ | ▲ | ▲ | - | - | | | | | |
| | Comment by Janice Spencer on 31/12/2010 Subject: Head of Service | | | | | | | | | | | | | | | | | | | | |
| | Performance has dropped slightly again this month however, data cleansing is in process to ensure that all visits have been recorded correctly and this should see figures improve. Performance is 1.89% below target from last year and likely to be below target year end. | | | | | | | | | | | | | | | | | | | | |
| | CS093: % of PFAARS Completed within Timescales | Monthly | Janice Spencer | Actual | 50.00 | 44.44 | 41.67 | 25.00 | 31.82 | 41.38 | 46.15 | 55.10 | 60.27 | - | - | - | 100 | | | | |
| | | | | Target | 100.00 | 100.00 | 100.00 | 100.00 | 100.00 | 100.00 | 100.00 | 100.00 | 100.00 | 100.00 | 100.00 | | | | | | |
| | | | | Symbol | ▲ | ▲ | ▲ | ▲ | ▲ | ▲ | ▲ | ▲ | ▲ | ▲ | - | - | | | | | |
| | Comment by Janice Spencer on 31/12/2010 Subject: Head of Service | | | | | | | | | | | | | | | | | | | | |
| | Improvements in performance continue to be made, it is critical that early notification is received so assessment is completed within time frame and there are nominated Principal Practitioners identified to monitor and improve performance. A Private Fostering Steering Group is now established to raise the status and profile and an action plan is in place to monitor performance. | | | | | | | | | | | | | | | | | | | | |
| CST016: Improve the service provided to all private fostering cases | Quarterly | Janice Spencer | Symbol | - | - | ● | - | - | ? | - | - | ? | - | - | - | 31/03/2011 | In Progress | | | | |
| | | | No Comment Available | | | | | | | | | | | | | | | | | | |
| No status update or comment has been provided for Quarter 3 or Quarter 2. | | | | | | | | | | | | | | | | | | | | | |
| Reduce bullying incidents through effective implementation of the bullying strategy. | NI069 Children who have experienced bullying | Annually - 31/12 | David McWilliams | Actual | - | - | - | - | - | - | - | - | - | - | - | | 45 | 35 | | | |
| | | | | Target | - | - | - | - | - | - | - | - | - | - | 45.00 | | | | | | |
| | | | | Symbol | - | - | - | - | - | - | - | - | - | - | - | | | | | | |
| | Comment by Alex Holloway on 30/09/2010 Subject: Data Entry Officer | | | | | | | | | | | | | | | | | | | | |
| This indicator is reported through the TellUs survey which has been discontinued. This indicator will not be reported this year as a result. | | | | | | | | | | | | | | | | | | | | | |
| CST015: Effectively implement the bullying strategy | Quarterly | David McWilliams | Symbol | - | - | ● | - | - | ● | - | - | ● | - | - | - | | | In Progress | | | |
| | | | Comment by Sophie Whitehead on 05/04/2011 Subject: Lead Officer | | | | | | | | | | | | | | | | | | |
| The Multi Agency Working Group meets regularly and is attended by a wide range of partners with positive progress being made and reported back to the Anti Bullying Partnership Steering Group. A successful and fully co-ordinated Anti Bullying Week 2010 campaign provided a much higher profile than in previous years and this has enabled a strong, positive and consistent Anti Bullying message to be shared with over 3000 pupils in 52 schools, with free resources being issued to all other schools and a range of related activities provided for children and young people across the county. | | | | | | | | | | | | | | | | | | | | | |



Children and Young People's Plan (CYPP)
Performance for the period September 2010




Enjoy & Achieve

Please provide a few sentences to sum up performance in your outcome




Summary

This area of work continues to make overall good progress with final data for Key Stage Four confirming our outstanding performance. Continued support for the wider curriculum opportunities, through the Core Offer, means that progress should be maintained over the next few years. Strategies are in place to continue to address the "Narrowing the Gap" themes for key vulnerable groups.

Status of targets, measures and data collection for all indicators within the outcome:

|  |  |  | Missing Data | Not due to be reported yet | TOTAL REPORTED |
|---|---|---|--------------|----------------------------|----------------|
| 21% (6) | 25% (7) | 54% (15) | % (0) | (0) | 28 |

Status of tasks:

|  |  |  | Missing Data | Not due to be reported yet | TOTAL REPORTED |
|---|---|---|--------------|----------------------------|----------------|
| % (0) | 57% (4) | 14% (1) | 29% (2) | (0) | 7 |

Things that are not working as well as planned

Previously reported in for Quarter 2

- **CS043: Primary School persistent absence rate**
- **NI087 Secondary school persistent absence rate**
- **CS126: Number of Children & Young People actively involved in bands, orchestras & ensembles**
- **NI078 Reduce number of schools where under 30% of pupils achieve 5 A*-C GCSE with English and Maths**
- **NI092 Narrowing the gap - lowest achieving 20% the Early Yrs Foundation Stage Profile vs the rest**
- **NI114 Rate of permanent exclusions from school**
- **CS099: % Pupils in Grammar Schools Achieving 5 or more A* to A grade GCSEs including English and Maths**

CS097: % CYP attending out of hours learning incl. multi-skills clubs, PE and Sports Academies
We missed this ambitious target by 3%. The new Olympic Legacy Sport awards will be launched in June, with an extensive programme developed through the Health and Wellbeing Fund, should help us to progress against future targets.

**NI093 Progression by 2 levels in English between Key Stage 1 and Key Stage 2**

This is provisional data. Our progress has improved by 3% from last year and we anticipate that this will rise further.

NI99/NI100: Looked after children reaching level 4 in english/mathematics at Key Stage 2

The 2010 Key Stage 2 cohort was considerably lower than previous years, meaning each pupil made a 2.5% contribution to this indicator. Of this cohort 20 had an identified Special Educational Need, making progress against this target exceptionally challenging. Closer focus on the educational achievement of Looked after Children through the completion and monitoring of the electronic personal education plan (ePEP) should improve outcomes.

NI101: Looked after children achieving 5 A*-C GCSEs (or equivalent) at KS 4 (with English and Maths)

This is a newly introduced target which supersedes the previous 'any five' GCSEs. The compulsory inclusion of English and Mathematics in the five plus GCSE criteria from 2009 represents a massive challenge for Looked After Children because these are the very skills that many of them have missed out upon from poor parenting influences and traumatic life experiences. When this target (31.5%) was originally set in autumn 2008 it was not appreciated that the 'new' criteria would apply - therefore, the old rules (any five) were assumed and an aspirational target was overwritten. Notably, however, the Virtual School has this year achieved it's highest ever GCSE performance at 24% for the any five target and year on year progress is evident since 2006. The comparative performance of local authorities within the east midlands regional group indicates the level of challenge that this represents - no local authority has achieved anything higher than 10% for this new 5 plus inclusive measure.

NI102i: Achievement gap between pupils eligible for free school meals and their peers (KS2)

This target was missed by 3%. Focussed intervention projects directed at individual pupils, such as the "Securing Level 4" and "1-2-1 tuition" programmes should raise attainment for these pupils and other vulnerable groups. The introduction of the Pupil Premium is also aimed at improving outcomes of pupils from lower socio-economic backgrounds.

NI102ii: Achievement gap between pupils eligible for free school meals and their peers (KS4)

Overall intervention strategies for all vulnerable groups have led to a raising in standards which has had an impact in actually widening the gap between FSM and non-FSM pupils. This is similar to the national picture

NI104: The SEN/non-SEN gap - achieving Key Stage 2 English and Maths threshold

KS2 Outcomes for pupils at School Action and School Action Plus rose by 3 and 4 percentage points, respectively last year. This contributed to a narrowing of the gap in achievement in 2010, although not enough to meet our challenging target. Continued pupil-level intervention projects in 2011/12 should narrow the gap further.

Things that are working well or better than planned

Previously Reported for Quarter 2**CS014 Rate of fixed term exclusions****CS076: Number of Children & Young People accessing whole class instrumental tuition at KS2 through Widening Opportunities****CS089: No. of pupils actively participating and attending at annual Arts Celebratory events****CS105: Number of Statements Issued****NI072 At least 78 points across Early Years Foundation Stage with at least 6 in each of the scales****PAF C24: LAC absent from school**

This improvement has been brought about as a result of raising the importance of good attendance with Social Workers and Families caring for Looked after children. Regular monitoring of attendance on a half-termly basis, and its inclusion in the electronic personal education plan (ePEP) means we can quickly identify children with attendance issues and work to tackle it.

Missing Data

Enjoy and Achieve

| FirstOfCYPStatement | MeasureName | Frequency | HOS Name | Series | 30/04/2010 | 31/05/2010 | 30/06/2010 | 31/07/2010 | 31/08/2010 | 30/09/2010 | 31/10/2010 | 30/11/2010 | 31/12/2010 | 31/01/2011 | 28/02/2011 | 31/03/2011 | Target | Target 11/12 | |
|---|--|---------------------|-------------|--------|------------|------------|------------|------------|------------|------------|------------|------------|------------|------------|------------|------------|------------|--------------|--|
| Ensure Children and Young People Have the Confidence, Commitment and Aspirations to Enjoy Themselves, Benefiting from The Wider Opportunities Available in Schools and Their Community | | | | | | | | | | | | | | | | | | | |
| Further extend opportunities for talented children and young people in the Arts, Music, PE and School Sport | CS076: No. of CYP accessing whole class instrumental tuition at KS2 through Widening Opportunities | Annual - 30/9 | Keith Batty | Actual | - | - | - | - | - | 8339.00 | - | - | - | - | - | - | - | 7000 | |
| | | | | Target | - | - | - | - | - | 7000.00 | - | - | - | - | - | - | - | | |
| | | | | Symbol | - | - | - | - | - | ★ | - | - | - | - | - | - | - | | |
| | Comment by James Thomas on 30/09/2010 Subject: Head of Service | | | | | | | | | | | | | | | | | | |
| | There have been a greater number of opportunities for pupils, which has lead to increased uptake. | | | | | | | | | | | | | | | | | | |
| | CS089: No. of pupils actively participating and attending at annual Arts Celebratory events | end of School Year | Keith Batty | Actual | - | - | - | - | - | 4207.00 | - | - | - | - | - | - | - | 2750 | |
| | | | | Target | - | - | - | - | - | 2750.00 | - | - | - | - | - | - | - | | |
| | | | | Symbol | - | - | - | - | - | ★ | - | - | - | - | - | - | - | | |
| | Comment by Alicia Goffe on 31/08/2010 Subject: Head of Service | | | | | | | | | | | | | | | | | | |
| | Targeted marketing has lead to the increase in participation. | | | | | | | | | | | | | | | | | | |
| | Comment by Alicia Goffe on 31/08/2010 Subject: Head of Service | | | | | | | | | | | | | | | | | | |
| | In 2010 the Annual Arts Celebration held at the Epic Centre was extended to include significant contributions from Culture Media and Sport in addition to the traditional outstanding activities in Music and the Performing/Visual Arts. As a result, the number of students, parents and teachers from all phases of schools in Lincolnshire increased. The evaluations indicated that this event was, yet again, incredibly successful in engaging young people in Sports and the Arts. | | | | | | | | | | | | | | | | | | |
| | CS097: % CYP attending out of hours learning incl. multi-skills clubs, PE and Sports Academies | end of School Year | Keith Batty | Actual | - | - | - | - | - | 42.00 | - | - | - | - | - | - | - | 45 | |
| | | | | Target | - | - | - | - | - | 45.00 | - | - | - | - | - | - | - | | |
| | | | | Symbol | - | - | - | - | - | ▲ | - | - | - | - | - | - | - | | |
| Comment by James Thomas on 31/08/2010 Subject: Head of Service | | | | | | | | | | | | | | | | | | | |
| We missed this ambitious target by 3%. The new Olympic Legacy Sport awards will be launched in June, with an extensive programme developed through the Health and Wellbeing Fund, should help us to progress against future targets. | | | | | | | | | | | | | | | | | | | |
| CS126: No. of CYP actively involved in bands, orchestras & ensembles | Annual - 30/9 | Keith Batty | Actual | - | - | - | - | - | 1247.00 | - | - | - | - | - | - | - | 1500 | 1500 | |
| | | | Target | - | - | - | - | - | 1500.00 | - | - | - | - | - | - | - | | | |
| | | | Symbol | - | - | - | - | - | ▲ | - | - | - | - | - | - | - | | | |
| Comment by James Thomas on 30/09/2010 Subject: Head of Service | | | | | | | | | | | | | | | | | | | |
| This figure does not include the residential activities offered to pupils during Spring 2011. We anticipate a further 350 pupils as part of this offer. The figure merely represents registration to ensemble activity as of September 2010. | | | | | | | | | | | | | | | | | | | |
| CST028: Implement the Talent Lincolnshire programme | Quarterly | Keith Batty | Symbol | - | - | ● | - | - | ● | - | - | ● | - | - | - | - | | In Progress | |
| | Comment by Alex Holloway on 31/12/2010 Subject: Lead Officer | | | | | | | | | | | | | | | | | | |
| | This is split into 3 areas, Arts, Music and Sport - all are on plan. Art - Plans have been submitted, another successful LAFTAs completed. Music - Series of master-classes, events and workshops planned between now and the end of the Financial year. Sport - Successful county Multi-Skills Academies established. Strong partnership with Lincoln University as County MSA Centre. This years programme has been developed to include training for teachers and parents. (Comment by Alicia Goffe) | | | | | | | | | | | | | | | | | | |
| Seeking the views of children and young people | Quarterly | HoS P&I (Dick Pike) | Symbol | - | - | - | - | - | - | - | - | - | ▲ | - | - | - | 31/12/2010 | Completed | |
| | Comment by Andy Breckon on 31/12/2010 Subject: Lead Officer | | | | | | | | | | | | | | | | | | |
| | The TellUs annual survey has now been dropped by Ofsted. The Local Authority funded the school element of the ECM perceptions survey in 2009/10 with significant uptake from both Primary and Secondary schools. From 2010/11, LA funding has been withdrawn although schools may still buy into this activity directly. | | | | | | | | | | | | | | | | | | |
| Support schools and settings to enhance the curriculum to encompass the environment | Quarterly | AD Andy Breckon | Symbol | - | - | ● | - | - | ● | - | - | ● | - | - | - | - | | In Progress | |
| | Comment by Christina Payne on 31/12/2010 Subject: Assistant Director | | | | | | | | | | | | | | | | | | |
| | We have run courses and sent details out through newsletters and emails to encourage schools to have an environmental focus. The poor weather before Christmas did curtail some of this work. | | | | | | | | | | | | | | | | | | |
| Maximise the Potential of Children and Young People Through High Levels of Achievement and Attainment | | | | | | | | | | | | | | | | | | | |
| CS098: % of GCSE grades in Grammar schools that are A* or A | end of School Year | Keith Batty | Actual | - | - | - | - | - | 48.00 | - | - | - | - | - | - | - | 48 | | |
| | | | Target | - | - | - | - | - | 48.00 | - | - | - | - | - | - | - | | | |
| | | | Symbol | - | - | - | - | - | ● | - | - | - | - | - | - | - | | | |
| Comment by James Thomas on 31/08/2010 Subject: Provisional data | | | | | | | | | | | | | | | | | | | |
| This data is provisional | | | | | | | | | | | | | | | | | | | |
| CS099: % Pupils in Grammar Schools Achieving 5 or more A* to A grade GCSEs including English and Maths | end of School Year | Keith Batty | Actual | - | - | - | - | - | 30.80 | - | - | - | - | - | - | - | 34 | | |
| | | | Target | - | - | - | - | - | 34.00 | - | - | - | - | - | - | - | | | |
| | | | Symbol | - | - | - | - | - | ▲ | - | - | - | - | - | - | - | | | |
| Comment by Alicia Goffe on 31/08/2010 Subject: Head of Service | | | | | | | | | | | | | | | | | | | |
| This issue is currently being addressed at the next Grammar School Heads' forum. | | | | | | | | | | | | | | | | | | | |
| Comment by James Thomas on 31/08/2010 Subject: Head of Service | | | | | | | | | | | | | | | | | | | |
| During the academic year 2009-10 Grammar school Headteachers agreed to set an additional target related to attainment at 5A*-A. The School Improvement Partner ensured that discussions related to performance at higher levels was a regular focus for discussion during termly meetings. The tracking of students against this indicator enabled schools to intervene to ensure that performance of our brightest students remained on track. | | | | | | | | | | | | | | | | | | | |

| FirstOfCYPPStatement | MeasureName | Frequency | HOS Name | Series | 30/04/2010 | 31/05/2010 | 30/06/2010 | 31/07/2010 | 31/08/2010 | 30/09/2010 | 31/10/2010 | 30/11/2010 | 31/12/2010 | 31/01/2011 | 28/02/2011 | 31/03/2011 | Target | Target 11/12 | |
|--|--|--------------------|---------------|--------|------------|------------|------------|------------|------------|------------|------------|------------|------------|------------|------------|------------|--------|--------------|----|
| Further improve standards of attainment in all schools and with particular regard for identified groups of vulnerable children and young people | NI073 Achievement at level 4 or above in both English and Maths at Key Stage 2 (Threshold) | end of School Year | Elaine Radley | Actual | - | - | - | - | 74.00 | - | - | - | - | - | - | - | 80 | 82 | |
| | | | | Target | - | - | - | - | 80.00 | - | - | - | - | - | - | | | | |
| | | | | Symbol | - | - | - | - | ● | - | - | - | - | - | | | | | |
| | Comment by Lisa Yates on 31/08/2010 Subject: Head of Service | | | | | | | | | | | | | | | | | | |
| | Performance data is still provisional and we anticipate that this figure will improve. Our performance has improved 2% on last year and is 1% above national. The government recognises that due to the SAT boycott, the national figure may be 1% inflated. | | | | | | | | | | | | | | | | | | |
| | NI075 Achievement of 5 or more A*-C grades at GCSE or equivalent including English and Maths | end of School Year | Keith Batty | Actual | - | - | - | - | 59.21 | - | - | - | - | - | - | - | - | 62 | 65 |
| | | | | Target | - | - | - | - | 62.00 | - | - | - | - | - | - | | | | |
| | | | | Symbol | - | - | - | - | ● | - | - | - | - | - | | | | | |
| | No Comment Required | | | | | | | | | | | | | | | | | | |
| | NI093 Progression by 2 levels in English between Key Stage 1 and Key Stage 2 | end of School Year | Elaine Radley | Actual | - | - | - | - | 84.00 | - | - | - | - | - | - | - | - | 89 | 91 |
| Target | | | | - | - | - | - | 89.00 | - | - | - | - | - | - | | | | | |
| Symbol | | | | - | - | - | - | ▲ | - | - | - | - | - | | | | | | |
| Comment by Alex Holloway on 16/12/2010 Subject: Data Provider | | | | | | | | | | | | | | | | | | | |
| Final data, published by DfE in December. Replaces provisional figure of 83.16. | | | | | | | | | | | | | | | | | | | |
| NI094 Progression by 2 levels in Maths between Key Stage 1 and Key Stage 2 | end of School Year | Elaine Radley | Actual | - | - | - | - | 83.00 | - | - | - | - | - | - | - | - | 87 | 90 | |
| | | | Target | - | - | - | - | 87.00 | - | - | - | - | - | - | | | | | |
| | | | Symbol | - | - | - | - | ● | - | - | - | - | - | | | | | | |
| Comment by Alex Holloway on 16/12/2010 Subject: Data Provider | | | | | | | | | | | | | | | | | | | |
| Final data, published by DfE in December. Replaces provisional figure of 82.77. | | | | | | | | | | | | | | | | | | | |
| NI099 Children in care reaching level 4 in English at Key Stage 2 | end of School Year | Chris Fowler | Actual | - | - | - | - | 23.00 | - | - | - | - | - | - | - | - | 55 | 60 | |
| | | | Target | - | - | - | - | 55.00 | - | - | - | - | - | - | | | | | |
| | | | Symbol | - | - | - | - | ▲ | - | - | - | - | - | | | | | | |
| Comment by Andy Breckon on 31/08/2010 Subject: Head of Service | | | | | | | | | | | | | | | | | | | |
| The 2010 Key Stage 2 cohort was considerably lower than previous years, meaning each pupil made a 2.5% contribution to this indicator. Of this cohort 20 had an identified Special Educational Need, making progress against this target exceptionally challenging. Closer focus on the educational achievement of Looked after Children through the completion and monitoring of the electronic personal education plan (ePEP) should improve outcomes. | | | | | | | | | | | | | | | | | | | |
| NI100 Looked after children reaching level 4 in mathematics at Key Stage 2 | end of School Year | Chris Fowler | Actual | - | - | - | - | 37.00 | - | - | - | - | - | - | - | - | 55 | 60 | |
| | | | Target | - | - | - | - | 55.00 | - | - | - | - | - | - | | | | | |
| | | | Symbol | - | - | - | - | ▲ | - | - | - | - | - | | | | | | |
| Comment by Andy Breckon on 31/08/2010 Subject: Head of Service | | | | | | | | | | | | | | | | | | | |
| The 2010 Key Stage 2 cohort was considerably lower than previous years, meaning each pupil made a 2.5% contribution to this indicator. Of this cohort 20 had an identified Special Educational Need, making progress against this target exceptionally challenging. Closer focus on the educational achievement of Looked after Children through the completion and monitoring of the electronic personal education plan (ePEP) should improve outcomes. | | | | | | | | | | | | | | | | | | | |
| NI101 Looked after children achieving 5 A*-C GCSEs (or equivalent) at KS 4 (with English and Maths) | end of School Year | Chris Fowler | Actual | - | - | - | - | 8.70 | - | - | - | - | - | - | - | - | 31.5 | 32 | |
| | | | Target | - | - | - | - | 31.50 | - | - | - | - | - | - | | | | | |
| | | | Symbol | - | - | - | - | ▲ | - | - | - | - | - | | | | | | |
| Comment by Chris Fowler on 31/08/2010 Subject: Head of Service | | | | | | | | | | | | | | | | | | | |
| This is a newly introduced target which supercedes the previous 'any five' GCSEs. The compulsory inclusion of English and Mathematics in the five plus GCSE criteria from 2009 represents a massive challenge for Looked After Children because these are the very skills that many of them have missed out upon from poor parenting influences and traumatic life experiences. When this target (31.5%) was originally set in autumn 2008 it was not appreciated that the 'new' criteria would apply - therefore, the old rules (any five) were assumed and an aspirational target was overwritten. Notably, however, the Virtual School has this year achieved it's highest ever GCSE performance at 24% for the any five target and year on year progress is evident since 2006. The comparative performance of local authorities within the east midlands regional group indicates the level of challenge that this represents - no local authority has achieved anything higher than 10% for this new 5 plus inclusive measure. | | | | | | | | | | | | | | | | | | | |
| NI102i Achievement gap between pupils eligible for free school meals and their peers (KS2) | end of School Year | Elaine Radley | Actual | - | - | - | - | 24.00 | - | - | - | - | - | - | - | - | 21 | 19 | |
| | | | Target | - | - | - | - | 21.00 | - | - | - | - | - | - | | | | | |
| | | | Symbol | - | - | - | - | ▲ | - | - | - | - | - | | | | | | |
| Comment by Andy Breckon on 31/08/2010 Subject: Head of Service | | | | | | | | | | | | | | | | | | | |
| This target was missed by 3%. Focussed intervention projects directed at individual pupils, such as the "Securing Level 4" and "1-2-1 tuition" programmes should raise attainment for these pupils and other vulnerable groups. The introduction of the Pupil Premium is also aimed at improving outcomes of pupils from lower socio-economic backgrounds. | | | | | | | | | | | | | | | | | | | |
| NI102ii Achievement gap between pupils eligible for free school meals and their peers (KS4) | end of School Year | Keith Batty | Actual | - | - | - | - | 35.00 | - | - | - | - | - | - | - | - | 31 | 30 | |
| | | | Target | - | - | - | - | 31.00 | - | - | - | - | - | - | | | | | |
| | | | Symbol | - | - | - | - | ▲ | - | - | - | - | - | | | | | | |
| Comment by Alicia Goffe on 31/08/2010 Subject: Head of Service | | | | | | | | | | | | | | | | | | | |
| Overall intervention strategies for all vulnerable groups have lead to a raising in standards which has had an impact in actually widening the gap between FSM and non-FSM pupils. This is similar to the national picture. | | | | | | | | | | | | | | | | | | | |
| NI104 The SEN/non-SEN gap - achieving Key Stage 2 English and Maths threshold | end of School Year | Elaine Radley | Actual | - | - | - | - | 54.00 | - | - | - | - | - | - | - | - | 47 | 46 | |
| | | | Target | - | - | - | - | 47.00 | - | - | - | - | - | - | | | | | |
| | | | Symbol | - | - | - | - | ▲ | - | - | - | - | - | | | | | | |
| Comment by Andy Breckon on 31/08/2010 Subject: Head of Service | | | | | | | | | | | | | | | | | | | |
| KS2 Outcomes for pupils at School Action and School Action Plus rose by 3 and 4 percentage points, respectively last year. This contributed to a narrowing of the gap in achievement in 2010, although not enough to meet our challenging target. Continued pupil-level intervention projects in 2011/12 should narrow the gap further. | | | | | | | | | | | | | | | | | | | |

| FirstOfCYPPStatement | MeasureName | Frequency | HOS Name | Series | 30/04/2010 | 31/05/2010 | 30/06/2010 | 31/07/2010 | 31/08/2010 | 30/09/2010 | 31/10/2010 | 30/11/2010 | 31/12/2010 | 31/01/2011 | 28/02/2011 | 31/03/2011 | Target | Target 11/12 | | | | | | |
|--|--|--------------------|---------------------|---|------------|------------|------------|------------|------------|------------|------------|------------|------------|------------|------------|------------|------------|--------------|-------------|--|--|--|--|--|
| N1105 The SEN/non-SEN gap - achieving 5 A* GCSE inc. English and Maths | end of School Year | Keith Batty | Actual | - | - | - | - | - | 48.00 | - | - | - | - | - | - | - | 47 | 46 | | | | | | |
| | | | Target | - | - | - | - | - | 47.00 | - | - | - | - | - | - | - | | | | | | | | |
| | | | Symbol | - | - | - | - | - | ● | - | - | - | - | - | - | - | | | | | | | | |
| | Comment by Andy Fox on 31/08/2010 Subject: Provisional data | | | | | | | | | | | | | | | | | | | | | | | |
| | This is provisional data based on EPAS data as at 27/09/2010. [Comment by James Thomas] | | | | | | | | | | | | | | | | | | | | | | | |
| | CST023: Strengthen the focus on narrowing the gap in achievement in the Primary Sector | Quarterly | Elaine Radley | Symbol | - | - | ● | - | - | - | ● | - | - | ● | - | - | - | | In Progress | | | | | |
| | | | | Comment by Lisa Yates on 31/12/2010 Subject: Head of Service | | | | | | | | | | | | | | | | | | | | |
| | | | | SIPs will continue to work with schools to identify the progress and attainment for vulnerable groups through analysis of pupil level data. This data will be used to identify and report on the impact of projects aimed at raising attainment and narrowing the gaps in achievement, as well as the performance of the vulnerable groups overall. | | | | | | | | | | | | | | | | | | | | |
| | CST024: Strengthen the focus on narrowing the gap in achievement in the Secondary Sector | Quarterly | Keith Batty | Symbol | - | - | ● | - | - | - | ● | - | - | ● | - | - | - | | In Progress | | | | | |
| | | | | Comment by Alex Holloway on 31/12/2010 Subject: Lead Officer | | | | | | | | | | | | | | | | | | | | |
| There is a continued focus on the progress of groups of students via our supported self-review programme. Recent Ofsted inspections validate that in many cases standards are rising and at the same time the gap is being narrowed. (comment by Alicia Goffe) | | | | | | | | | | | | | | | | | | | | | | | | |
| CST025: Monitor viability of potentially unsustainable schools with falling rolls | Quarterly | Muriel George | Symbol | - | - | ✓ | - | - | - | ✓ | - | - | - | - | - | - | 30/09/2010 | Completed | | | | | | |
| | | | No Comment Required | | | | | | | | | | | | | | | | | | | | | |
| Further reduce fixed term and permanent exclusions in all phases and in particular permanent exclusions in the primary phase | end of School Year | Gary Nixon | Actual | - | - | - | - | - | 3.23 | - | - | - | - | - | - | - | 3.75 | | | | | | | |
| | | | Target | - | - | - | - | - | 3.75 | - | - | - | - | - | - | - | | | | | | | | |
| | | | Symbol | - | - | - | - | - | ★ | - | - | - | - | - | - | - | | | | | | | | |
| | Comment by Penny Richardson on 31/08/2010 Subject: Head of Service | | | | | | | | | | | | | | | | | | | | | | | |
| | We are currently under the agreed target. Resources are increasingly being targeted towards key schools where there is a known issue. Cohesive work plans are now in place in order to ensure that the service can be more pro-active as opposed to reactive. Partnership work with school improvement and discussions with schools SIPs have had some effect. The Local Authority cannot directly influence a schools decision to fixed term exclude. This is the risk factor within this indicator. | | | | | | | | | | | | | | | | | | | | | | | |
| | Comment by Jason Warriner on 31/08/2010 Subject: Provisional data | | | | | | | | | | | | | | | | | | | | | | | |
| | This data is provisional as End of School year data will not become available until after the January 2011 School Census | | | | | | | | | | | | | | | | | | | | | | | |
| | LN114a Rate of permanent exclusions from Primary Schools | end of School Year | Gary Nixon | Actual | - | - | - | - | - | 0.05 | - | - | - | - | - | - | - | 0.06 | | | | | | |
| | | | | Target | - | - | - | - | - | 0.06 | - | - | - | - | - | - | - | | | | | | | |
| | | | | Symbol | - | - | - | - | - | ● | - | - | - | - | - | - | - | | | | | | | |
| Comment by Jason Warriner on 31/08/2010 Subject: Provisional data | | | | | | | | | | | | | | | | | | | | | | | | |
| This data is provisional as End of School year data will not become available until after the January 2011 School Census | | | | | | | | | | | | | | | | | | | | | | | | |
| NI114 Rate of permanent exclusions from school | end of School Year | Gary Nixon | Actual | - | - | - | - | - | 0.13 | - | - | - | - | - | - | - | 0.11 | 0.11 | | | | | | |
| | | | Target | - | - | - | - | - | 0.11 | - | - | - | - | - | - | - | | | | | | | | |
| | | | Symbol | - | - | - | - | - | ▲ | - | - | - | - | - | - | - | | | | | | | | |
| Comment by Penny Richardson on 31/08/2010 Subject: Head of Service | | | | | | | | | | | | | | | | | | | | | | | | |
| Analysis of the data indicates that there are 6 more exclusions this time this year as opposed to the same period last year. There appears to be no systematic pattern as to why this is the case. | | | | | | | | | | | | | | | | | | | | | | | | |
| Comment by Jason Warriner on 31/08/2010 Subject: Provisional data | | | | | | | | | | | | | | | | | | | | | | | | |
| This data is provisional as End of School year data will not become available until after the January 2011 School Census | | | | | | | | | | | | | | | | | | | | | | | | |
| Implement the County Council's Direction of Travel for Additional Needs | Monthly | Gary Nixon | Actual | 14.00 | 26.00 | 45.00 | 75.00 | 94.00 | 128.00 | 144.00 | 166.00 | 193.00 | - | - | - | 360 | | | | | | | | |
| | | | Target | 30.00 | 60.00 | 90.00 | 120.00 | 150.00 | 180.00 | 210.00 | 240.00 | 270.00 | 300.00 | 330.00 | 360.00 | | | | | | | | | |
| | | | Symbol | ★ | ★ | ★ | ★ | ★ | ★ | ★ | ★ | ★ | ★ | ★ | ★ | | | ★ | | | | | | |
| | Comment by Patrick Heppenstall on 31/12/2010 Subject: Head of Service | | | | | | | | | | | | | | | | | | | | | | | |
| | This indicator is above the target level set. In December 2010, there were 27 new statements issued. In total for the period April 2010 to December 2010 there are 193 new statements processed compared to the 335 issued this time last year. The new funding formula has helped keep the level of new statements lower than previous years, as pupils through early intervention programs are seeing their needs met from resources allocated to the school at the start of the financial year. Continued strategic monitoring of new cases going through SEN assessment will ensure that the number of new statements issued is controlled and to avoid any dramatic increases in new statements issued. | | | | | | | | | | | | | | | | | | | | | | | |
| | CST026: Implement a strategy for the management of additional needs, based on the four principles | Quarterly | AD Sue Westcott | Symbol | - | - | - | - | - | - | - | - | - | - | - | - | - | 01/04/2011 | In Progress | | | | | |
| | | | | No Comment Available | | | | | | | | | | | | | | | | | | | | |
| | | | | | | | | | | | | | | | | | | | | | | | | |
| | NI076 Reduce number of schools where under 55% of pupils achieve level 4 in KS2 English and Maths | end of School Year | Elaine Radley | Actual | - | - | - | - | - | 11.00 | - | - | - | - | - | - | - | 8 | 0 | | | | | |
| | | | | Target | - | - | - | - | - | 8.00 | - | - | - | - | - | - | - | | | | | | | |
| Symbol | | | | - | - | - | - | - | ● | - | - | - | - | - | - | - | | | | | | | | |
| Comment by James Thomas on 31/08/2010 Subject: Head of Service | | | | | | | | | | | | | | | | | | | | | | | | |
| The number of schools where fewer than 55% attained level 4+ in English and Maths declined significantly this year from 20 to 11. These schools included 4 with 15 or fewer pupils in the cohort. | | | | | | | | | | | | | | | | | | | | | | | | |

| FirstOYCYPStatement | MeasureName | Frequency | HOS Name | Series | 30/04/2010 | 31/05/2010 | 30/06/2010 | 31/07/2010 | 31/08/2010 | 30/09/2010 | 31/10/2010 | 30/11/2010 | 31/12/2010 | 31/01/2011 | 28/02/2011 | 31/03/2011 | Target | Target 11/12 | | | |
|--|---|---|--|---------------------|------------|------------|------------|------------|------------|------------|------------|------------|------------|------------|------------|------------|------------|--------------|------|--|--|
| Provide ongoing support and challenge to those schools in the Primary and Secondary sectors that are below the National Benchmark to exceed this level. | NI078 Reduce number of schools where under 30% of pupils achieve 5 A*-C GCSE with English and Maths | end of School Year | Keith Batty | Actual | - | - | - | - | 5.00 | - | - | - | - | - | - | - | 0 | 0 | | | |
| | | | | Target | - | - | - | - | 0.00 | - | - | - | - | - | - | - | | | | | |
| | | | | Symbol | - | - | - | - | ▲ | - | - | - | - | - | - | - | | | | | |
| | Comment by Alicia Goffe on 31/08/2010 Subject: Head of Service | | | | | | | | | | | | | | | | | | | | |
| | Initial data was based on historic pupil profile in Lincolnshire. Actual performance was affected by an influx of lower ability students into the County. | | | | | | | | | | | | | | | | | | | | |
| | Comment by James Thomas on 31/08/2010 Subject: Head of Service | | | | | | | | | | | | | | | | | | | | |
| | The Lafford High School closed on 31st August 2010 and the students who remained in year 11 were not predicted collectively to achieve above 30%. The Gleed Boys School unexpectedly fell below floor target due to underperformance in mathematics. A recovery action plan is in place. The 2010 cohort at The Haven High School needed to perform in the top 25% of equivalent schools to reach the floor target and this was always going to be a real challenge. The school achieved 29%, 1% below the National benchmark. St Bede's Catholic High School experienced significant staffing difficulties in English which was reflected in under-performance in this subject. Staffing issues have now been resolved and a new Headteacher appointed. | | | | | | | | | | | | | | | | | | | | |
| | Reconfigure the work of the Education Welfare Service | CS043: Primary School persistent absence rate | end of School Year | HoS P&I (Dick Pike) | Actual | - | - | - | - | 1.50 | - | - | - | - | - | - | - | 1.35 | | | |
| | | | | | Target | - | - | - | - | 1.35 | - | - | - | - | - | - | - | | | | |
| | | | | | Symbol | - | - | - | - | ▲ | - | - | - | - | - | - | - | | | | |
| Comment by Dick Pike on 31/08/2010 Subject: Head of Service | | | | | | | | | | | | | | | | | | | | | |
| Persistent absence (PA) across primary schools reduced from the previous year, but by not enough to meet the target. There were 62 fewer PA primary pupils this year so far than in the previous year. | | | | | | | | | | | | | | | | | | | | | |
| NI087 Secondary school persistent absence rate | | end of School Year | HoS P&I (Dick Pike) | Actual | - | - | - | - | 4.44 | - | - | - | - | - | - | - | - | 4.3 | 4.1 | | |
| | | | | Target | - | - | - | - | 4.30 | - | - | - | - | - | - | - | - | | | | |
| | | | | Symbol | - | - | - | - | ▲ | - | - | - | - | - | - | - | - | | | | |
| Comment by Dick Pike on 31/08/2010 Subject: Head of Service | | | | | | | | | | | | | | | | | | | | | |
| Persistent absence (PA) across secondary schools reduced during the last academic year, but by not enough to meet the target. There were 315 fewer PA secondary pupils last year than in the previous year. | | | | | | | | | | | | | | | | | | | | | |
| Comment by Jason Warriner on 31/08/2010 Subject: Provisional data | | | | | | | | | | | | | | | | | | | | | |
| This data is provisional based on first two terms of data only [Comment by James Thomas] | | | | | | | | | | | | | | | | | | | | | |
| PAF C24: LAC absent from School | Annual - 30/9 | Chris Fowler | Actual | - | - | - | - | - | 3.40 | - | - | - | - | - | - | - | 4.25 | | | | |
| | | | Target | - | - | - | - | - | 4.25 | - | - | - | - | - | - | - | | | | | |
| | | | Symbol | - | - | - | - | - | ★ | - | - | - | - | - | - | - | | | | | |
| Comment by Andy Breckon on 30/09/2010 Subject: Head of Service | | | | | | | | | | | | | | | | | | | | | |
| This improvement has been brought about as a result of raising the importance of good attendance with Social Workers and Families caring for Looked after children. Regular monitoring of attendance on a half-termly basis, and its inclusion in the electronic personal education plan (ePEP) means we can quickly identify children with attendance issues and work to tackle it. | | | | | | | | | | | | | | | | | | | | | |
| CST022: Focus intervention on National Challenge schools and schools with high persistent absence | Quarterly | HoS P&I (Dick Pike) | Symbol | - | - | - | - | - | - | - | - | - | ● | - | - | - | 31/12/2010 | Completed | | | |
| | | | Comment by Andy Breckon on 31/12/2010 Subject: Lead Officer | | | | | | | | | | | | | | | | | | |
| | | | The priorities of the Education Welfare Service have been split into two broad areas - the legal component to school attendance and those children/families that are in the greatest need, the latter is no longer coupled to any focussed intervention as a result of national challenge schools. As the service progresses it will be trading with schools without reference to thresholds set by the council or external government agencies. | | | | | | | | | | | | | | | | | | |
| Targeted support to those schools where the outcomes at the end of the Early Years Foundation Stage (EYFS) are low and further improve consistency by all schools in the delivery and assessment of the EYFS. | NI072 At least 78 points across Early Years Foundation Stage with at least 6 in each of the scales | end of School Year | Muriel George | Actual | - | - | - | - | 57.70 | - | - | - | - | - | - | - | 50 | 53 | | | |
| | | | | Target | - | - | - | - | 50.00 | - | - | - | - | - | - | - | | | | | |
| | | | | Symbol | - | - | - | - | ★ | - | - | - | - | - | - | - | | | | | |
| | Comment by Lisa Yates on 31/08/2010 Subject: Head of Service | | | | | | | | | | | | | | | | | | | | |
| | There has been a significant increase in the number of children who have achieved a good level of development, as measured by the Early Years Foundation Stage profile, at the end of the Reception year. The percentage of children achieving 6+ in PSED and CLL plus 78+ points has risen by 11.4%, from 46.8% to 58.2%. The other four areas of Learning and Development have also risen significantly, with strong gains in 'Problem Solving, Reasoning and Numeracy' also being seen. LA targets have been exceeded in all areas. The gap between the achievement of the lowest 20% and the rest of the pupils has also narrowed substantially. The Local Authority has demonstrated the most improvement in this area of all the East Midlands Local Authorities, and it is provisionally understood, nationally too. There has been a significant increase in the number of children who have achieved a good level of development, as measured by the Early Years Foundation Stage profile, at the end of the Reception year. The percentage of children achieving 6+ in PSED and CLL plus 78+ points has risen by 11.4%, from 46.8% to 58.2%. The other four areas of Learning and Development have also risen significantly, with strong gains in 'Problem Solving, Reasoning and Numeracy' also being seen. LA targets have been exceeded in all areas. The gap between the achievement of the lowest 20% and the rest of the pupils has also narrowed substantially. The Local Authority has demonstrated the most improvement in this area of all the East Midlands Local Authorities, and it is provisionally understood, nationally too. | | | | | | | | | | | | | | | | | | | | |
| | NI092 Narrowing the gap - lowest achieving 20% the Early Yrs Foundation Stage Profile vs the rest | end of School Year | Muriel George | Actual | - | - | - | - | 32.10 | - | - | - | - | - | - | - | - | 30.1 | 29.1 | | |
| | | | | Target | - | - | - | - | 30.10 | - | - | - | - | - | - | - | | | | | |
| | | | | Symbol | - | - | - | - | ▲ | - | - | - | - | - | - | - | | | | | |
| | Comment by James Thomas on 31/08/2010 Subject: Head of Service | | | | | | | | | | | | | | | | | | | | |
| | Although the target for narrowing the gap was not met, the gap did reduce by 3% from 35% to 32%. Statistically this is a great achievement as normally when performance increases (+11%) the gap between the average and lower performers widens. The fact that this is not the case in Lincolnshire shows that performance has improved across the board including both average and lower achievers. Targeted support will continue in identified schools during 2010/11 | | | | | | | | | | | | | | | | | | | | |



Children and Young People’s Plan (CYPP)
Performance for the period December 2010

Make A Positive Contribution 

Please provide a few sentences to sum up performance in your outcome

Summary




Performance in relation to positive contribution remains good

Outcomes in relation to young people accessing positive opportunities and volunteering remain high although service changes in this area may impact on this strong performance in the longer term




Performance indicators in relation to young people and antisocial behaviours / crime are improving - rate of offending for young people leading to custody has improved this quarter and number of young offenders engaged in training employment or education has improved although further work to address this in the planning phase

Parental engagement in children's centres remains strong as does school engagement in Healthy Schools

Status of targets, measures and data collection for all indicators within the outcome:

|  |  |  | Missing Data | Not due to be reported yet | TOTAL REPORTED |
|---|---|---|--------------|----------------------------|----------------|
| 46% (5) | 27% (3) | 27% (3) | 0% (0) | (4) | (11) |

Status of tasks:

|  |  |  | Missing Data | Not due to be reported yet | TOTAL REPORTED |
|---|---|---|--------------|----------------------------|----------------|
| 0% (0) | 0% (0) | 20% (1) | 80% (4) | (2) | (5) |

Things that are not working as well as planned

NI043 Young people within the YJS receiving a conviction in court who are sentenced to custody

Comment by: Sarah Rollitt

This quarter the expected rate of offences leading to custody has returned to the usual level, resulting in a custody rate of just 4.5%.

CS086: Percentage of young people leaving drug/alcohol treatment in an agreed and planned way

Comment by: Carolyn Turner

At present we are 7% away from the locally set target of 80% (and 3% over the national target of 70%). This underperformance is due to the 80% target having been set locally in order to stretch a service which was performing above national average. So far during 2010/11 the service has not met the 80% stretch target. At the same point last year the performance against this target was 67%. Young Addaction are working to try and re-engage with any young people who drop out of treatment before a care planned discharge has been achieved. This work is an ongoing element of what the service does on a daily basis. It is unlikely that the service will meet the 80% target by the end of the year. Outcomes for all young people are routinely monitored to ensure a quality, wrap around service.

Things that are not working as well as planned

NI045 Young offenders engagement in suitable education, employment or training

Comment by: Sarah Rollitt

The proportion of young offenders (aged 10-17) who engaged in at least 25 hours of education, training or employment per week. This last quarter has seen a slight increase in those young people engaged in Education, Training and employment, at 72.1%

CST032: Refresh the Youth Volunteering strategy, reflecting the Community Action Pilot

Commented By: Richard Porter

Q1 MAPC group state that this task cannot be completed as funding has been withdrawn. So I have marked it as red triangle, but not as complete. No need to comment on it any further.

Things that are working well or better than planned

BV221a: Youth Work: Recorded Outcomes

Commented By: Malcolm Ryan

We are above target. The additional outcomes achieved through the Positive Futures programme has enabled us to deliver above target.

BV221b: Youth Work: Accredited Outcomes

Commented By: Malcolm Ryan

We are above target. The additional delivery of outcomes associated with the Positive Futures programme have added to this target.

CS056: Number of young people volunteering

Commented By: Malcolm Ryan

The high performance of this target is mainly due to increased numbers through the Community Action Pilot (which has now ended due to withdrawal of government funds) AND the increased participation of schools councils. The target will be significantly exceeded.

CS084: % of children's centre partnership boards with 50% or more parent representation

No Comment Provided

SE:ER:16 % of Schools achieving Healthy Schools Status

Commented By: Clare Graves

85% of schools have achieved National Healthy Schools Status. This is ahead of target for Quarter 3 and has almost met the already adjusted end of year target. There is a significant difference in Ofsted judgements with 89% of those in Grade 1 having status as opposed to only 71 % of those gaining Grade 4. In time with our plan, we will be offering support to those schools yet to achieve (15%, 53 schools) between now and the end of the year to complete audits and submit for validation. We will offer additional time to those with poor ofsted grades.

Missing Data

CS011: % of LAC aged 10+, given warning or conviction

This indicator was based upon the former "OC2" data return conducted each September. This has been disbanded and the data collected for this indicator is now submitted to the DfE in summer via the "903" return. We expect a figure for the 2010/11 year in July 2011.

NI115 Substance misuse by young people

This indicator was sourced from the TellUs survey which has now been discontinued, and thus the indicator will no longer be reported.

NI199 Children and young people's satisfaction with parks and play areas

This indicator was sourced from the TellUs survey which has now been discontinued, and thus the indicator will no longer be reported.

Make A Positive Contribution

| FirstOfCYPStatement | MeasureName | Frequency | HOS Name | Series | 30/04/2010 | 31/05/2010 | 30/06/2010 | 31/07/2010 | 31/08/2010 | 30/09/2010 | 31/10/2010 | 30/11/2010 | 31/12/2010 | 31/01/2011 | 28/02/2011 | 31/03/2011 | Target | Target 11/12 | | |
|--|--|--|--|----------------|------------|------------|------------|------------|------------|------------|------------|------------|------------|------------|------------|------------|--------|--------------|-----|--|
| Enable Children and Young People to Engage in Community Activities | | | | | | | | | | | | | | | | | | | | |
| Through Safer Schools partnerships we will co-ordinate the delivery of a range of programmes so that there is a minimum offer to schools from agencies on e safety/crime reduction, safety and alcohol and substance reduction | CS011: % of LAC aged 10+, given warning or conviction | Annual - 31/3 | Philip Hunt | Actual | - | - | - | - | - | - | - | - | - | - | - | - | 4.20 | 4.2 | | |
| | | | | Target | - | - | - | - | - | - | - | - | - | - | - | - | - | | | |
| | | | | Symbol | - | - | - | - | - | - | - | - | - | - | - | - | - | - | | |
| | Comment by Andy Fox on 02/02/2011 Subject: Data Entry Officer This indicator was based upon the former "OC2" data return conducted each September. This has been disbanded and the data collected for this indicator is now submitted to the DfE in summer via the "903" return. We expect a figure for the 2010/11 year in July 2011. | | | | | | | | | | | | | | | | | | | |
| | CS083: No. permanent exclusions from schools due to alcohol/drugs | Monthly | Gary Nixon | Actual | 5.00 | 6.00 | 7.00 | 7.00 | 7.00 | 0.00 | 1.00 | 2.00 | 2.00 | - | - | - | | 7 | | |
| | | | | Target | 6.00 | 7.00 | 7.00 | 7.00 | 7.00 | 0.00 | 1.00 | 2.00 | 3.00 | 4.00 | 5.00 | 6.00 | | | | |
| | | | | Symbol | ● | ● | ● | ● | ● | ● | ● | ● | ● | ● | ● | ● | ● | | | |
| | No Comment Required | | | | | | | | | | | | | | | | | | | |
| | NI019 Rate of proven re-offending by young offenders | Quarterly | YOS | Actual | - | - | 0.16 | - | - | - | 0.27 | - | - | 0.47 | - | - | - | | | |
| | | | | Target | - | - | - | - | - | - | - | - | - | - | - | - | - | | | |
| Symbol | | | | - | - | - | - | - | - | - | - | - | - | - | - | - | | | | |
| Comment by Sarah Rollitt on 31/12/2010 Subject: Lead Officer The re-offending rate for this cumulative period is 0.47 (April to December), considerably lower than previous years for the same period. However, this is a provisional rate of reoffending. The final validated score will be published for 2009/10 in November this year. | | | | | | | | | | | | | | | | | | | | |
| NI043 Young people within the YJS receiving a conviction in court who are sentenced to custody | Quarterly | YOS | Actual | - | - | 3.23 | - | - | 6.38 | - | - | 5.81 | - | - | - | | 5 | | | |
| | | | Target | - | - | 5.00 | - | - | 5.00 | - | - | 5.00 | - | - | - | | | | | |
| | | | Symbol | - | - | ★ | - | - | ▲ | - | - | ▲ | - | - | - | | | | | |
| Comment by Sarah Rollitt on 31/12/2010 Subject: Lead Officer This quarter the expected rate of offences leading to custody has returned to the usual level, resulting in a custody rate of just 4.5%. | | | | | | | | | | | | | | | | | | | | |
| NI111 First time entrants to the Youth Justice System aged 10 - 17 | Quarterly | YOS | Actual | - | - | 91.86 | - | - | 246.43 | - | - | 441.83 | - | - | - | | | | | |
| | | | Target | - | - | - | - | - | - | - | - | - | - | - | - | | | | | |
| | | | Symbol | - | - | - | - | - | - | - | - | - | - | - | - | | | | | |
| Management Information - No Comment Required | | | | | | | | | | | | | | | | | | | | |
| We will achieve a target of 50% parental participation at all Children's Centres partnership boards and will introduce a system which enables parents to achieve accreditation for their involvement | Quarterly | Meredith Teasdale | Actual | - | - | 58.33 | - | - | 62.00 | - | - | 68.00 | - | - | - | | 50 | | | |
| | | | Target | - | - | 25.00 | - | - | 30.00 | - | - | 40.00 | - | - | 50.00 | | | | | |
| | | | Symbol | - | - | ★ | - | - | ★ | - | - | ★ | - | - | - | | | | | |
| No Comment Available | | | | | | | | | | | | | | | | | | | | |
| We will ensure all Children centres offer the full core offer by March 2012 with phase 1 and 2 centres aiming to achieve a reach figure of 85% | Quarterly | Meredith Teasdale | Symbol | - | - | ● | - | - | ● | - | - | ? | - | - | - | | | In Progress | | |
| | | | No Comment Available | | | | | | | | | | | | | | | | | |
| | | | No comment provided by task owner for Quarter 3 or Quarter 2 | | | | | | | | | | | | | | | | | |
| We will implement Aiming Higher plans so that we increase the range of short term breaks and positive activities for children with a disability. | Quarterly | HOS CwD (Meredith Teasdale) | Symbol | - | - | ● | - | - | ● | - | - | ? | - | - | - | | | In Progress | | |
| | | | No Comment Available | | | | | | | | | | | | | | | | | |
| | | | No comment provided by task owner for Quarter 3 or Quarter 2 | | | | | | | | | | | | | | | | | |
| We will maintain service provision of the Young persons Alcohol Arrest Referral (YPAAR) scheme via funding secured from the Safer and Stronger Communities fund. | CS086: % of young people leaving drug/alcohol treatment in an agreed and planned way | Quarterly | DAAT | Actual | - | - | 73.00 | - | - | 79.00 | - | - | 73.00 | - | - | - | | 80 | | |
| | | | | Target | - | - | 80.00 | - | - | 80.00 | - | - | 80.00 | - | - | 80.00 | | | | |
| | | | | Symbol | - | - | ▲ | - | - | ● | - | - | ▲ | - | - | - | | | | |
| | Comment by Alex Holloway on 31/12/2010 Subject: Head of Service At present we are 7% away from the locally set target of 80% (and 3% over the national target of 70%). This underperformance is due to the 80% target having been set locally in order to stretch a service which was performing above national average. So far during 2010/11 the service has not met the 80% stretch target. At the same point last year the performance against this target was 67%. Young Addaction are working to try and re-engage with any young people who drop out of treatment before a care planned discharge has been achieved. This work is an ongoing element of what the service does on a daily basis. It is unlikely that the service will meet the 80% target by the end of the year. Outcomes for all young people are routinely monitored to ensure a quality, wrap around service. (comment by Carolyn Turner) | | | | | | | | | | | | | | | | | | | |
| | NI115 Substance misuse by young people | Annually - 31/12 | Sal Thirlway | Actual | - | - | - | - | - | - | - | - | - | - | - | - | | 10.5 | 9.5 | |
| | | | | Target | - | - | - | - | - | - | - | - | - | - | - | - | | | | |
| | | | | Symbol | - | - | - | - | - | - | - | - | - | - | - | - | | | | |
| | Comment by Andy Fox on 02/02/2011 Subject: Discontinued Indicator This indicator was sourced from the TellUs survey which has now been discontinued, and thus the indicator will no longer be reported. | | | | | | | | | | | | | | | | | | | |
| | We will re furnish a further 14 play facilities through play builder funding and launch a refresh of our play strategy. | NI199 Children and young people's satisfaction with parks and play areas | Annually - 31/12 | Justin Hackney | Actual | - | - | - | - | - | - | - | - | - | - | - | | 55 | 58 | |
| | | | | | Target | - | - | - | - | - | - | - | - | - | - | - | | | | |
| Symbol | | | | | - | - | - | - | - | - | - | - | - | - | - | - | | | | |
| Comment by Andy Fox on 02/02/2011 Subject: Discontinued Indicator This indicator was sourced from the TellUs survey which has now been discontinued, and thus the indicator will no longer be reported. | | | | | | | | | | | | | | | | | | | | |

| FirstOfCYPStatement | MeasureName | Frequency | HOS Name | Series | 30/04/2010 | 31/05/2010 | 30/06/2010 | 31/07/2010 | 31/08/2010 | 30/09/2010 | 31/10/2010 | 30/11/2010 | 31/12/2010 | 31/01/2011 | 28/02/2011 | 31/03/2011 | Target | Target 11/12 | | | | | |
|---|--|---------------------|---|--------|------------|------------|------------|------------|------------|------------|------------|------------|------------|------------|------------|------------|-------------|--------------|--|--|--|--|--|
| We will refresh the Youth Volunteering strategy and ensure that youth volunteering has a co-ordinated approach which reflects the Community Action Pilot volunteering programme and increases participation in regular volunteering | BV221a: Youth Work: Recorded Outcomes | Quarterly | Sal Thirlway | Actual | - | - | 27.50 | - | - | 47.02 | - | - | 73.46 | - | - | - | 76 | | | | | | |
| | | | | Target | - | - | 19.00 | - | - | 38.00 | - | - | 57.00 | - | - | 76.00 | | | | | | | |
| | | | | Symbol | - | - | ★ | - | - | ★ | - | - | ★ | - | - | - | | | | | | | |
| | Comment by Malcolm Ryan on 31/12/2010 Subject: Head of Service | | | | | | | | | | | | | | | | | | | | | | |
| | We are above target. The additional outcomes achieved through the Positive Futures programme has enabled us to deliver above target. | | | | | | | | | | | | | | | | | | | | | | |
| | BV221b: Youth Work: Accredited Outcomes | Quarterly | Sal Thirlway | Actual | - | - | 13.90 | - | - | 14.17 | - | - | 43.25 | - | - | - | 40 | | | | | | |
| | | | | Target | - | - | 5.00 | - | - | 10.00 | - | - | 30.00 | - | - | 40.00 | | | | | | | |
| | | | | Symbol | - | - | ★ | - | - | ★ | - | - | ★ | - | - | - | | | | | | | |
| | Comment by Malcolm Ryan on 31/12/2010 Subject: Head of Service | | | | | | | | | | | | | | | | | | | | | | |
| | We are above target. The additional delivery of outcomes associated with the Positive Futures programme have added to this target. | | | | | | | | | | | | | | | | | | | | | | |
| CS056: Number of young people volunteering | Quarterly | Sal Thirlway | Actual | - | - | 1783.00 | - | - | 8022.00 | - | - | 13679.00 | - | - | - | 7000 | | | | | | | |
| | | | Target | - | - | 1000.00 | - | - | 5000.00 | - | - | 6000.00 | - | - | 7000.00 | | | | | | | | |
| | | | Symbol | - | - | ★ | - | - | ★ | - | - | ★ | - | - | - | | | | | | | | |
| Comment by Malcolm Ryan on 31/12/2010 Subject: Head of Service | | | | | | | | | | | | | | | | | | | | | | | |
| The high performance of this target is mainly due to increased numbers through the Community Action Pilot (which has now ended due to withdrawal of government funds) AND the increased participation of schools councils. The target will be significantly exceeded. | | | | | | | | | | | | | | | | | | | | | | | |
| CS088: % of 13-19 year olds who have been reached' by the youth service | Annual - 31/3 | Sal Thirlway | Actual | - | - | - | - | - | - | - | - | - | - | - | - | 29 | | | | | | | |
| | | | Target | - | - | - | - | - | - | - | - | - | - | - | 29.00 | | | | | | | | |
| | | | Symbol | - | - | - | - | - | - | - | - | - | - | - | - | | | | | | | | |
| Comment by Andy Fox on 02/02/2011 Subject: Data Entry Officer | | | | | | | | | | | | | | | | | | | | | | | |
| Data is not expected to be available before new financial year. | | | | | | | | | | | | | | | | | | | | | | | |
| NI045 Young offenders engagement in suitable education, employment or training | Quarterly | YOS | Actual | - | - | 73.17 | - | - | 72.17 | - | - | 72.14 | - | - | - | 80 | | | | | | | |
| | | | Target | - | - | 80.00 | - | - | 80.00 | - | - | 80.00 | - | - | - | | | | | | | | |
| | | | Symbol | - | - | ▲ | - | - | ▲ | - | - | ▲ | - | - | - | | | | | | | | |
| Comment by Sarah Rollitt on 28/01/2010 Subject: Lead Officer | | | | | | | | | | | | | | | | | | | | | | | |
| The proportion of young offenders (aged 10-17) who engaged in at least 25 hours of education, training or employment per week. This last quarter has seen a slight increase in those young people engaged in Education, Training and employment, at 72.1% | | | | | | | | | | | | | | | | | | | | | | | |
| NI057 Children and young people's participation in high-quality PE and sport | end of School Year | Sue Baxter | Actual | - | - | - | - | 86.00 | - | - | - | - | - | - | - | 85 | 86 | | | | | | |
| | | | Target | - | - | - | - | 85.00 | - | - | - | - | - | - | | | | | | | | | |
| | | | Symbol | - | - | - | - | ● | - | - | - | - | - | - | - | | | | | | | | |
| No Comment Required | | | | | | | | | | | | | | | | | | | | | | | |
| CST032: Refresh the Youth Volunteering strategy, reflecting the Community Action Pilot | Quarterly | Sal Thirlway | Symbol | - | - | ★ | - | - | ▲ | - | - | ▲ | - | - | - | | In Progress | | | | | | |
| | | | No Comment Required - task cannot be completed as funding has been withdrawn. | | | | | | | | | | | | | | | | | | | | |
| | | | | | | | | | | | | | | | | | | | | | | | |
| Ensure Children, Young People and Families are Listened to, Informed and Are Part Of Making things Happen | | | | | | | | | | | | | | | | | | | | | | | |
| Learning the lessons of the targeted mental health in schools, we will develop a model all schools to adopt. This will help all schools to create a whole school approach to the promotion of positive emotional well being of children and young people | Annual - 31/3 | Janice Spencer | Actual | - | - | - | - | - | - | - | - | - | - | - | - | 13 | 13 | | | | | | |
| | | | Target | - | - | - | - | - | - | - | - | - | - | - | 13.00 | | | | | | | | |
| | | | Symbol | - | - | - | - | - | - | - | - | - | - | - | - | | | | | | | | |
| Comment by Andy Fox on 02/02/2011 Subject: Data Entry Officer | | | | | | | | | | | | | | | | | | | | | | | |
| Data is not expected to be available before new financial year. | | | | | | | | | | | | | | | | | | | | | | | |
| Partner agencies of the Children and Young People Strategic Partnership will be able to demonstrate that they have achieved level 6 on the participation ladder | Quarterly | HoS P&I (Dick Pike) | Symbol | - | - | - | - | - | - | - | - | - | - | - | - | 31/03/2011 | In Progress | | | | | | |
| | | | No Comment Available | | | | | | | | | | | | | | | | | | | | |
| | | | No update or comment has been provided for this task in any quarter. | | | | | | | | | | | | | | | | | | | | |
| CS011: % of LAC aged 10+, given warning or conviction | Annual - 31/3 | Philip Hunt | Actual | - | - | - | - | - | - | - | - | - | - | - | - | 4.2 | | | | | | | |
| | | | Target | - | - | - | - | - | - | - | - | - | - | - | 4.20 | | | | | | | | |
| | | | Symbol | - | - | - | - | - | - | - | - | - | - | - | - | | | | | | | | |
| Comment By Alex Holloway on 24/01/2011 Subject: Data Entry Officer | | | | | | | | | | | | | | | | | | | | | | | |
| This indicator was based upon the former "OC2" data return conducted each September. This has been disbanded and the data collected for this indicator is now submitted to the DfE in summer via the "903" return. We expect a figure for the 2010/11 year in July 2011. | | | | | | | | | | | | | | | | | | | | | | | |
| CS086: % of young people leaving drug/alcohol treatment in an agreed and planned way | Quarterly | DAAT | Actual | - | - | 73.00 | - | - | 79.00 | - | - | 73.00 | - | - | - | 80 | | | | | | | |
| | | | Target | - | - | 80.00 | - | - | 80.00 | - | - | 80.00 | - | - | 80.00 | | | | | | | | |
| | | | Symbol | - | - | ▲ | - | - | ● | - | - | ▲ | - | - | - | | | | | | | | |
| Comment by Alex Holloway on 31/12/2010 Subject: Head of Service | | | | | | | | | | | | | | | | | | | | | | | |
| At present we are 7% away from the locally set target of 80% (and 3% over the national target of 70%). This underperformance is due to the 80% target having been set locally in order to stretch a service which was performing above national average. So far during 2010/11 the service has not met the 80% stretch target. At the same point last year the performance against this target was 67%. Young Addaction are working to try and re-engage with any young people who drop out of treatment before a care planned discharge has been achieved. This work is an ongoing element of what the service does on a daily basis. It is unlikely that the service will meet the 80% target by the end of the year. Outcomes for all young people are routinely monitored to ensure a quality, wrap around service. (comment by Carolyn Turner) | | | | | | | | | | | | | | | | | | | | | | | |
| We will continue to provide diversionary programmes increasing availability of programmes at weekends and evenings. | Annual - 31/3 | Sal Thirlway | Actual | - | - | - | - | - | - | - | - | - | - | - | 29 | | | | | | | | |
| | | | Target | - | - | - | - | - | - | - | - | - | - | 29.00 | | | | | | | | | |
| | | | Symbol | - | - | - | - | - | - | - | - | - | - | - | | | | | | | | | |
| Comment by Andy Fox on 02/02/2011 Subject: Data Entry Officer | | | | | | | | | | | | | | | | | | | | | | | |
| Data is not expected to be available before new financial year. | | | | | | | | | | | | | | | | | | | | | | | |

| FirstOfCYPPStatement | MeasureName | Frequency | HOS Name | Series | 30/04/2010 | 31/05/2010 | 30/06/2010 | 31/07/2010 | 31/08/2010 | 30/09/2010 | 31/10/2010 | 30/11/2010 | 31/12/2010 | 31/01/2011 | 28/02/2011 | 31/03/2011 | Target | Target 11/12 | | | |
|--|--|---------------------|--|--------|------------|------------|------------|------------|------------|------------|------------|------------|------------|------------|------------|------------|--------|--------------|-------------|----|---|
| | NI019 Rate of proven re-offending by young offenders | Quarterly | YOS | Actual | - | - | 0.16 | - | - | 0.27 | - | - | 0.47 | - | - | - | | | | | |
| | | | | Target | - | - | - | - | - | - | - | - | - | - | - | - | - | | | | |
| | | | | Symbol | - | - | - | - | - | - | - | - | - | - | - | - | - | - | | | |
| | Management Information - No Comment Required | | | | | | | | | | | | | | | | | | | | |
| | NI057 Children and young people's participation in high-quality PE and sport | end of School Year | Sue Baxter | Actual | - | - | - | - | - | 86.00 | - | - | - | - | - | - | - | | 85 | 86 | |
| | | | | Target | - | - | - | - | - | - | - | 85.00 | - | - | - | - | - | - | - | - | - |
| | | | | Symbol | - | - | - | - | - | - | ● | - | - | - | - | - | - | - | - | - | - |
| | No Comment Available | | | | | | | | | | | | | | | | | | | | |
| | NI110 Young people's participation in positive activities | Annually - 31/12 | Sal Thirlway | Actual | - | - | - | - | - | - | - | - | - | - | - | - | - | | 72 | 73 | |
| | | | | Target | - | - | - | - | - | - | - | - | - | - | - | 72.00 | - | - | - | - | - |
| | | | | Symbol | - | - | - | - | - | - | - | - | - | - | - | ! | - | - | - | - | - |
| | Comment by Andy Fox on 02/02/2011 Subject: Discontinued Indicator | | | | | | | | | | | | | | | | | | | | |
| This indicator was sourced from the TellUs survey which has now been discontinued, and thus the indicator will no longer be reported. | | | | | | | | | | | | | | | | | | | | | |
| We will formally review the impact of our Participation Strategy and refresh it based on evaluation. | BV221a: Youth Work: Recorded Outcomes | Quarterly | Sal Thirlway | Actual | - | - | 27.50 | - | - | 47.02 | - | - | 73.46 | - | - | - | | 76 | | | |
| | | | | Target | - | - | 19.00 | - | - | 38.00 | - | - | 57.00 | - | - | 76.00 | - | - | - | - | - |
| | | | | Symbol | - | - | ★ | - | - | ★ | - | - | ★ | - | - | ★ | - | - | - | - | - |
| | Comment by Malcolm Ryan on 31/12/2010 Subject: Head of Service | | | | | | | | | | | | | | | | | | | | |
| | We are above target. The additional outcomes achieved through the Positive Futures programme has enabled us to deliver above target. | | | | | | | | | | | | | | | | | | | | |
| | BV221b: Youth Work: Accredited Outcomes | Quarterly | Sal Thirlway | Actual | - | - | 13.90 | - | - | 14.17 | - | - | - | 43.25 | - | - | - | | 40 | | |
| | | | | Target | - | - | 5.00 | - | - | 10.00 | - | - | 30.00 | - | - | 40.00 | - | - | - | - | - |
| | | | | Symbol | - | - | ★ | - | - | ★ | - | - | ★ | - | - | ★ | - | - | - | - | - |
| | Comment by Malcolm Ryan on 31/12/2010 Subject: Head of Service | | | | | | | | | | | | | | | | | | | | |
| | We are above target. The additional delivery of outcomes associated with the Positive Futures programme have added to this target. | | | | | | | | | | | | | | | | | | | | |
| | CS087: % vulnerable children at primary and secondary schools who are members of school council | Annual - 31/3 | HoS P&I (Dick Pike) | Actual | - | - | - | - | - | - | - | - | - | - | - | - | - | | 7 | | |
| | | | | Target | - | - | - | - | - | - | - | - | - | - | - | - | - | 7.00 | - | - | |
| | | | | Symbol | - | - | - | - | - | - | - | - | - | - | - | - | - | - | - | - | - |
| | Comment by Andy Fox on 02/02/2011 Subject: Data Entry Officer | | | | | | | | | | | | | | | | | | | | |
| | Data is not expected to be available before new financial year. | | | | | | | | | | | | | | | | | | | | |
| | PAF C63: Participation of LAC in reviews | Monthly | John O'Connor | Actual | 98.82 | 98.90 | 100.00 | 100.00 | 99.72 | 100.00 | 100.00 | 100.00 | 99.75 | 99.75 | - | - | - | | 100 | | |
| | | | | Target | 100.00 | 100.00 | 100.00 | 100.00 | 100.00 | 100.00 | 100.00 | 100.00 | 100.00 | 100.00 | 100.00 | 100.00 | 100.00 | 100.00 | - | - | |
| | | | | Symbol | ▲ | ▲ | ● | ● | ● | ● | ● | ● | ● | ● | ● | ● | ● | ● | ● | - | - |
| No Comment Required | | | | | | | | | | | | | | | | | | | | | |
| CST031 We will review and refresh our Participation Strategy | Quarterly | HoS P&I (Dick Pike) | Symbol | - | - | ● | - | - | - | - | - | - | - | - | - | - | | | In Progress | | |
| | | | No Comment Available | | | | | | | | | | | | | | | | | | |
| | | | No update or comment has been provided for this task in quarter 2 or quarter 3 | | | | | | | | | | | | | | | | | | |
| We will implement the three work streams of Brilliant Lincolnshire to build self esteem and aspiration in children and young people in Lincolnshire. | SE:ER:16 % of Schools achieving Healthy Schools Status | Quarterly | AD External | Actual | - | - | 80.00 | - | - | 83.00 | - | - | 85.00 | - | - | - | | 85 | 95 | | |
| | | | | Target | - | - | 79.00 | - | - | 81.00 | - | - | 83.00 | - | - | 85.00 | - | - | - | - | |
| | | | | Symbol | - | - | ● | - | - | ★ | - | - | ★ | - | - | ★ | - | - | - | - | - |
| | Comment by Clare Graves on 31/12/2010 Subject: Head of Service | | | | | | | | | | | | | | | | | | | | |
| 85% of schools have achieved National Healthy Schools Status. This is ahead of target for Quarter 3 and has almost met the already adjusted end of year target. There is a significant difference in Ofsted judgements with 89% of those in Grade 1 having status as opposed to only 71 % of those gaining Grade 4. In time with our plan, we will be offering support to those schools yet to achieve (15%, 53 schools) between now and the end of the year to complete audits and submit for validation. We will offer additional time to those with poor ofsted grades. | | | | | | | | | | | | | | | | | | | | | |



Children and Young People's Plan (CYPP)
Performance for the period December 2010

Achieve Economic Well-Being



Please provide a few sentences to sum up performance in your outcome




Summary

Performance is ahead of target for the take up of 14-19 learning diplomas, however, funding for the development of new diplomas has been stopped by Government and the qualification's future is unclear.

LLD clients in EET is reported to be mainly due to a lag in data entry and measures are in place to ensure it is up to date for the next quarter.

Young offenders in EET has slightly improved and this target remains a focus of the youth Offending Service.

Status of targets, measures and data collection for all indicators within the outcome:

|  |  |  | Missing Data | Not due to be reported yet | TOTAL REPORTED |
|---|---|---|--------------|----------------------------|----------------|
| 14% (1) | 43% (3) | 29% (2) | 14% (1) | (9) | (7) |

Things that are not working as well as planned

CS118: % 16-19 LDD clients in EET

Comment by: Malcom Ryan

This target is below profile at 79.2%. On investigation this appears to be mainly due to a lag in data entry. Measures are being put in place to ensure that this data is up to date before the next recording period.

NI045 Young offenders engagement in suitable education, employment or training

Comment by: Sarah Rollitt

The proportion of young offenders (aged 10-17) who engaged in at least 25 hours of education, training or employment per week. This last quarter has seen a slight increase in those young people engaged in Education, Training and Employment, at 72.1%

Things that are working well or better than planned

NI090 Take up of 14-19 learning diplomas

Comment by: Keith Batty

This is a significant increase on last year's performance, and well above a modest target set against an uncertain future for Diplomas since the change of Government. The new Government has stopped funding for development of new diplomas, and therefore this qualification's future is not clear.

Missing Data

NI106 Young people from low income backgrounds progressing to higher education

Data has previously been released from the Data Hub, updates to which have been suspended pending the review of the National Indicator set. A new data source has not been provided.

| FirstOfCYPStatement | MeasureName | Frequency | HOS Name | Series | 30/04/2010 | 31/05/2010 | 30/06/2010 | 31/07/2010 | 31/08/2010 | 30/09/2010 | 31/10/2010 | 30/11/2010 | 31/12/2010 | 31/01/2011 | 28/02/2011 | 31/03/2011 | Target | Target 11/12 | | |
|---|--|--------------------|-----------------------------|--------|------------|------------|------------|------------|------------|------------|------------|------------|------------|------------|------------|------------|---------|--------------|--------|---|
| Prepare All Young People to Fulfil Their Potential in Education, Training and Employment | | | | | | | | | | | | | | | | | | | | |
| Increase participation in learning amongst 16-18 year olds, in particular: increase the volume and range of apprenticeships, implement new post 16 learning commissioning arrangements, reduce drop-out from learning at age 17, increase Higher Education participation, increase participation for vulnerable groups, meet the September and January Guarantee. | CS119: % participation in learning for young people with LDD leaving Yr 11 | Annually - 31/12 | HOS CwD (Meredith Teasdale) | Actual | - | - | - | - | - | - | - | - | - | - | - | - | ? | - | - | |
| | | | | Target | - | - | - | - | - | - | - | - | - | - | - | - | - | 85.00 | - | - |
| | | | | Symbol | - | - | - | - | - | - | - | - | - | - | - | - | - | ! | - | - |
| | Comment by Andy Fox on 02/02/2011 Subject: Data Entry Officer | | | | | | | | | | | | | | | | | | | |
| | Data not available at present. | | | | | | | | | | | | | | | | | | | |
| | NI079 Achievement of a Level 2 qualification by the age of 19 | end of School Year | Keith Batty | Actual | - | - | - | - | - | - | - | - | - | - | - | - | - | ? | - | - |
| | | | | Target | - | - | - | - | - | - | - | - | - | - | - | - | - | 79.00 | - | - |
| | | | | Symbol | - | - | - | - | - | - | - | - | - | - | - | - | - | ! | - | - |
| | Comment by Alex Holloway on 09/11/2010 Subject: Data Entry Officer | | | | | | | | | | | | | | | | | | | |
| | Data not available until after April 2011 | | | | | | | | | | | | | | | | | | | |
| | NI080 Achievement of a Level 3 qualification by the age of 19 | end of School Year | Keith Batty | Actual | - | - | - | - | - | - | - | - | - | - | - | - | - | ? | - | - |
| | | | | Target | - | - | - | - | - | - | - | - | - | - | - | - | - | 51.00 | - | - |
| | | | | Symbol | - | - | - | - | - | - | - | - | - | - | - | - | - | ! | - | - |
| | Comment by Alex Holloway on 09/11/2010 Subject: Data Entry Officer | | | | | | | | | | | | | | | | | | | |
| | Data not available until after April 2011 | | | | | | | | | | | | | | | | | | | |
| NI090 Take up of 14-19 learning diplomas | end of School Year | Keith Batty | Actual | - | - | - | - | - | - | - | - | - | - | - | - | - | 1427.00 | - | - | |
| | | | Target | - | - | - | - | - | - | - | - | - | - | - | - | - | 480.00 | - | - | |
| | | | Symbol | - | - | - | - | - | - | - | - | - | - | - | - | - | ★ | - | - | |
| Comment by Alex Holloway on 31/08/2010 Subject: Head of Service | | | | | | | | | | | | | | | | | | | | |
| This is a significant increase on last year's performance, and well above a modest target set against an uncertain future for Diplomas since the change of Government. The new Government has stopped funding for development of new diplomas, and therefore this qualification's future is not clear. (comment by Keith Batty) | | | | | | | | | | | | | | | | | | | | |
| NI091 Participation of 17 year-olds in education or training | Annual - 31/3 | Sal Thirlway | Actual | - | - | - | - | - | - | - | - | - | - | - | - | - | - | - | - | |
| | | | Target | - | - | - | - | - | - | - | - | - | - | - | - | - | - | - | - | |
| | | | Symbol | - | - | - | - | - | - | - | - | - | - | - | - | - | - | - | - | |
| Comment by Andy Fox on 09/11/2010 Subject: Data Entry Officer | | | | | | | | | | | | | | | | | | | | |
| Data not available until after April 2011 | | | | | | | | | | | | | | | | | | | | |
| NI106 Young people from low income backgrounds progressing to higher education | end of School Year | Sal Thirlway | Actual | - | - | - | - | - | - | - | - | - | - | - | - | - | ? | - | - | |
| | | | Target | - | - | - | - | - | - | - | - | - | - | - | - | - | 25.00 | - | - | |
| | | | Symbol | - | - | - | - | - | - | - | - | - | - | - | - | - | ! | - | - | |
| Comment by Alex Holloway on 10/11/2010 Subject: Data Entry Officer | | | | | | | | | | | | | | | | | | | | |
| Data has previously been released from the Data Hub, updates to which have been suspended pending the review of the National Indicator set. A new data source has not been provided. | | | | | | | | | | | | | | | | | | | | |
| Reduce income poverty by increasing parental awareness of and access to benefits | NI109 Delivery of Sure Start Children's Centres | Monthly | Meredith Teasdale | Actual | 100.00 | 100.00 | 100.00 | 100.00 | 100.00 | 100.00 | 100.00 | 100.00 | 100.00 | 100.00 | 100.00 | 100.00 | - | - | - | |
| | | | | Target | 100.00 | 100.00 | 100.00 | 100.00 | 100.00 | 100.00 | 100.00 | 100.00 | 100.00 | 100.00 | 100.00 | 100.00 | 100.00 | 100.00 | 100.00 | |
| | | | | Symbol | ● | ● | ● | ● | ● | ● | ● | ● | ● | ● | ● | ● | ● | | | |
| | No Comment Required | | | | | | | | | | | | | | | | | | | |
| | NI116 Proportion of children in poverty | Annual - 31/3 | Justin Hackney | Actual | - | - | - | - | - | - | - | - | - | - | - | - | - | - | - | - |
| | | | | Target | - | - | - | - | - | - | - | - | - | - | - | - | - | - | - | - |
| | | | | Symbol | - | - | - | - | - | - | - | - | - | - | - | - | - | - | - | - |
| | Comment by Andy Fox 02/02/2010 Subject: Discontinued Indicator | | | | | | | | | | | | | | | | | | | |
| | This indicator is no longer in use and will not be reported in future. | | | | | | | | | | | | | | | | | | | |
| | NI118 Take up of formal childcare by low-income working families | Annual - 31/3 | Meredith Teasdale | Actual | - | - | - | - | - | - | - | - | - | - | - | - | - | - | - | - |
| Target | | | | - | - | - | - | - | - | - | - | - | - | - | - | - | - | - | - | |
| Symbol | | | | - | - | - | - | - | - | - | - | - | - | - | - | - | - | - | - | |
| Comment by Andy Fox on 02/02/2011 Subject: Data Entry Officer | | | | | | | | | | | | | | | | | | | | |
| Data is not expected to be available until the new financial year | | | | | | | | | | | | | | | | | | | | |

| FirstOfCYPPStatement | MeasureName | Frequency | HOS Name | Series | 30/04/2010 | 31/05/2010 | 30/06/2010 | 31/07/2010 | 31/08/2010 | 30/09/2010 | 31/10/2010 | 30/11/2010 | 31/12/2010 | 31/01/2011 | 28/02/2011 | 31/03/2011 | Target | Target 11/12 | | |
|---|---|------------------|--------------|--------|------------|------------|------------|------------|------------|------------|------------|------------|------------|------------|------------|------------|--------|--------------|---|---|
| Reduce the number of young people not in Education, Employment or Training (NEET) | CS054: % of young people aged 16-18 who are in employment with no training | Annual - 31/3 | Sal Thirlway | Actual | - | - | - | - | - | - | - | - | - | - | - | - | 9 | | | |
| | | | | Target | - | - | - | - | - | - | - | - | - | - | - | 9.00 | | | | |
| | | | | Symbol | - | - | - | - | - | - | - | - | - | - | - | - | | | | |
| | Comment by Andy Fox on 02/02/2011 Subject: Data Entry Officer | | | | | | | | | | | | | | | | | | | |
| | Data is not expected to be available until the new financial year | | | | | | | | | | | | | | | | | | | |
| | CS118: % 16-19 LDD clients in EET | Annually - 31/12 | Sal Thirlway | Actual | - | - | - | - | - | - | - | - | - | 79.20 | - | - | - | 86 | | |
| | | | | Target | - | - | - | - | - | - | - | - | - | - | 86.00 | - | - | | | - |
| | | | | Symbol | - | - | - | - | - | - | - | - | - | - | ▲ | - | - | | | - |
| | Comment by Malcolm Ryan on 31/12/2010 Subject: Head of Service | | | | | | | | | | | | | | | | | | | |
| | This target is below profile at 79.2%. On investigation this appears to be mainly due to a lag in data entry. Measures are being put in place to ensure that this data is up to date before the next recording period. | | | | | | | | | | | | | | | | | | | |
| NI117 16 to 18 year olds who are not in education, employment or training (NEET) | Annual - 31/3 | Sal Thirlway | Actual | - | - | - | - | - | - | - | - | - | - | - | - | 3.9 | 3.8 | | | |
| | | | Target | - | - | - | - | - | - | - | - | - | - | - | - | | | 3.90 | | |
| | | | Symbol | - | - | - | - | - | - | - | - | - | - | - | - | | | - | - | |
| Comment by Andy Fox on 02/02/2011 Subject: Data Entry Officer | | | | | | | | | | | | | | | | | | | | |
| Data is not expected to be available until the new financial year | | | | | | | | | | | | | | | | | | | | |
| NI148 Care leavers in education, employment or training | Monthly | Philip Hunt | Actual | 71.43 | 66.67 | 64.44 | 66.67 | 74.42 | 74.42 | 76.74 | 76.74 | 76.74 | - | - | - | 76 | 77 | | | |
| | | | Target | 76.00 | 76.00 | 76.00 | 76.00 | 76.00 | 76.00 | 76.00 | 76.00 | 76.00 | 76.00 | 76.00 | 76.00 | | | 76.00 | | |
| | | | Symbol | ▲ | ▲ | ▲ | ▲ | ● | ● | ● | ● | ● | | | | | | | | |
| No Comment Required | | | | | | | | | | | | | | | | | | | | |
| Use Brilliant Lincolnshire as the umbrella approach for raising self esteem and aspirations | NI045 Young offenders engagement in suitable education, employment or training | Quarterly | YOS | Actual | - | - | 73.17 | - | - | 72.17 | - | - | 72.14 | - | - | - | 80 | | | |
| | | | | Target | - | - | 80.00 | - | - | 80.00 | - | - | 80.00 | - | - | - | | | - | |
| | | | | Symbol | - | - | ▲ | - | - | ▲ | - | - | ▲ | - | - | - | | | - | |
| | Comment by Sarah Rollitt on 31/12/2010 Subject: Lead Officer | | | | | | | | | | | | | | | | | | | |
| | The proportion of young offenders (aged 10-17) who engaged in at least 25 hours of education, training or employment per week. This last quarter has seen a slight increase in those young people engaged in Education, Training and Employment, at 72.1% | | | | | | | | | | | | | | | | | | | |
| | NI147 Care leavers in suitable accommodation | Quarterly | Philip Hunt | Actual | - | - | 86.67 | - | - | 93.02 | - | - | 97.67 | - | - | - | 95 | 96 | | |
| | | | | Target | - | - | 95.00 | - | - | 95.00 | - | - | 95.00 | - | - | 95.00 | | | | |
| | | | | Symbol | - | - | ▲ | - | - | ● | - | - | ● | - | - | - | | | | |
| | No Comment Required | | | | | | | | | | | | | | | | | | | |
| | xNI046 Young offenders access to suitable accommodation | Quarterly | YOS | Actual | - | - | ? | - | - | ? | - | - | ? | - | - | - | 95 | | | |
| Target | | | | - | - | - | - | - | - | - | - | - | - | - | - | | | | | |
| Symbol | | | | - | - | - | - | - | - | - | - | - | - | - | - | - | | | | |
| Comment by Andy Fox on 02/02/2011 Subject: Data Entry Officer | | | | | | | | | | | | | | | | | | | | |
| Data not available at present. | | | | | | | | | | | | | | | | | | | | |



Service Management



Please provide a few sentences to sum up performance in your outcome

Summary

Legislation supporting Local Authorities and their Partners in delivering children's services currently sits within the Children Act 2004. This act requires Local Authorities to have in place local cooperative arrangements which facilitate agencies working together, with a focus on improving the lives of children and young people. The New Government very much supports the view that Local Authorities should choose those arrangements which best enable them to improve services to children young people and their families. The CYPSP are committed to continuing to working together where this will benefit children young people and their families.

The Apprenticeships, Skills, Children and Learning Act (ASCL) November 2009 introduced the new statutory requirements with updated guidance about working together for Children's Trusts and Safeguarding. The Government's position is that there should no longer be a legal imperative to dictate to Local Authorities and their Partners in how they should work co-operatively in meeting the needs and driving improvements in outcomes of children and young people in their area. There is to be an amendment to the ASCL Act reflecting this intention.

The coalition government supports effective local partnerships and is 'freeing them to address local issues with innovative solutions'.

The basic duty to co-operate will continue but the list of statutory partners will be reviewed. The Government have also introduced legislation to remove the duty to co-operate from schools, and revoke the current regulations.

Other proposed legislative changes to children's trusts will follow on from the announcement that there no longer a requirement to produce a Children and Young Peoples Plan (initially due for publication in April 2011) unless the local area wishes to do so. Also, how the plan is put together and what it contains will be for the local partners to decide.

Following its AGM the newly constituted CYPSP (reduced in membership from 46 to 18 seats) have agreed to continue with partnership arrangements, to work together and progress the development of Children's Services (including the production of a Lincolnshire Children and young peoples plan programmed for publication in September 2011) within the spirit of current legislation but have the flexibility to respond to any new legislation in the future.

The Sustainable Community Strategy Planning Group also having completed its consultation on future partnership arrangements within Lincolnshire concluded that:- Local Children's Partnership will also continue to be mechanism for promoting localised services for children young people and families although and as with the CYPSP will retain the flexibility to respond




to changes in future legislation.

The consultation also confirmed whilst very few partnerships are required by law and those that do are subject to review, the CYPSP & LSCB are to be retained in Lincolnshire.

The future role and function of the LCP's is to be considered alongside the re- organisation/ re- structuring of children's services across all agencies, and the CYPSP have endorsed the following as the revise/refreshed strategic themes: -

- Early Intervention and Prevention;
- Safeguarding;
- Aspiration & Wellbeing;
- Learning & Achievement;
- Best Use of Resources.

Status of tasks:

|  |  |  | Missing Data | Not due to be reported yet | TOTAL REPORTED |
|---|---|---|--------------|----------------------------|----------------|
| 0% (0) | 15% (2) | 0% (0) | 85% (11) | (0) | (13) |

Things that are not working as well as planned

There are no recently reported indicators in this quarter that fall into this category

Things that are working well or better than planned

There are no recently reported indicators in this quarter that fall into this category.

Missing Data

There are no recently reported indicators in this quarter that fall into this category.

Service Management

| FirstOfCYPStatement | TaskName | Frequency | HOS Name | Series | 30/06/2010 | 30/09/2010 | 31/12/2010 | TaskEndDate | TaskCycleType | |
|--|--|--|---------------------|--------|------------|------------|------------|-------------|---------------|--|
| Service Management | | | | | | | | | | |
| Continue to develop early intervention and preventive working. | CST036: Review the Preventative Strategy | Quarterly | AD Sue Westcott | Symbol | - | - | - | 01/09/2010 | In Progress | |
| | | No Comment Available | | | | | | | | |
| Develop our Children's Trust arrangements to comply with new statutory guidance, in particular: "Establish a governance framework which clarifies the roles of Trust in relation to its sub structures and other strategic processes and structures" | CST041: Establish a governance framework which clarifies the role of the Children's Trust | Quarterly | AD Debbie Barnes | Symbol | ● | ● | - | - | In Progress | |
| | | Comment by Debbie Barnes on 31/12/2010 Subject: Assistant Director | | | | | | | | |
| | | This is on hold subject to confirmation of legal changes | | | | | | | | |
| Develop our Children's Trust arrangements to comply with new statutory guidance, in particular: "Produce a strategic plan for achieving the new statutory duties for CTA - April - Sept" and "Produce a commissioning strategy - Sept - March 2011" | CST040: Develop and implement a strategic framework for commissioning | Quarterly | Justin Hackney | Symbol | ● | ● | ● | - | In Progress | |
| | | Comment by Justin Hackney on 31/12/2010 Subject: | | | | | | | | |
| | | Children's Trust Guidance currently being repealed by coalition. Fundamental work under way to redefine Children's Services Core Vision and Core Offer. Agreed with Assistant Director that work would be limited to a refresh of existing commissioning framework | | | | | | | | |
| Embed equality and diversity. | CST043: Ensure all policies/strategies/functions implemented in CS are assessed for equality impact | Quarterly | AD Stuart Carlton | Symbol | ● | ● | - | - | In Progress | |
| | | No Comment Available | | | | | | | | |
| | CST044: Where possible, break down PIs against the six equality strands | Quarterly | John O'Connor | Symbol | ● | ▲ | ● | - | In Progress | |
| | | Comment by John O'Connor on 31/12/2010 Subject: Head of Service | | | | | | | | |
| | Many of the indicators are already broken down by the equality strands. As the national indicator set is being revised additional work on breaking down indicators has been stopped. As children's services is reviewing its use of performance indicators this work will start once this has been completed. This is likely to be from April onwards. | | | | | | | | | |
| | CST045: Ensure consultation and engagement with young people | Quarterly | HoS P&I (Dick Pike) | Symbol | - | - | - | 31/03/2011 | In Progress | |
| | | No Comment Available | | | | | | | | |
| | CST046: Ensure that all contracts on the CS register have equality/diversity embedded in the process | Quarterly | Justin Hackney | Symbol | ● | ● | - | - | In Progress | |
| | | No Comment Available | | | | | | | | |
| | CST047: Ensure those engaged with regulated services are reviewed annually by equality strand | Quarterly | AD Sue Westcott | Symbol | - | - | - | 31/03/2011 | In Progress | |
| No Comment Available | | | | | | | | | | |
| CST048: Ensure workforce planning reviews and acts upon equality and diversity considerations | Quarterly | AD Stuart Carlton | Symbol | ● | ● | - | - | In Progress | | |
| | No Comment Available | | | | | | | | | |
| CST049: Review consultations and engagements with young people by Equality Data | Quarterly | John O'Connor | Symbol | - | - | - | 31/03/2011 | In Progress | | |
| | Comment by John O'Connor on 31/12/2010 Subject: Head of Service | | | | | | | | | |
| Surveys sent out to children and families are analysed by those equality strands that we hold. | | | | | | | | | | |
| Further progress the implementation of integrated services. | CST037: Implement integrated locality team | Quarterly | AD Sue Westcott | Symbol | - | - | - | 30/06/2010 | In Progress | |
| | | No Comment Available | | | | | | | | |
| | CST038: Implement web-based local scorecard | Quarterly | AD Stuart Carlton | Symbol | ✓ | - | - | 30/06/2010 | Completed | |
| No Comment Required | | | | | | | | | | |
| CST039: Develop integrated locality working, with annual action plans and collaboration across LCPs | Quarterly | AD Sue Westcott | Symbol | ● | - | - | - | In Progress | | |
| | No Comment Available | | | | | | | | | |
| Implement a strategic approach to learning and development across the children's workforce. | CST042: Expand the range of learning and development activities designed/delivered in partnership | Quarterly | Sue Fletcher | Symbol | - | - | - | 30/03/2011 | In Progress | |
| | | No Comment Available | | | | | | | | |
| Implement an action plan for the delivery of Brilliant Lincolnshire. | CST035: Sign off of the Brilliant Lincolnshire Action Plan | Quarterly | AD Debbie Barnes | Symbol | ✓ | ✓ | - | 30/09/2010 | Completed | |
| | | No Comment Required | | | | | | | | |